

Unit 6  
Ticehurst Yard  
Tostock  
Bury St Edmunds  
Suffolk  
IP30 9PH

Tel: 01359 272 646  
sales@livingwoodwindows.co.uk  
www.livingwoodwindows.co.uk

Unit Type:

LW88A  
Triple Glazed Aluminium Clad Timber  
Tilt & Turn Window

Drawing No.:  
LW88A-101

Date:  
28/02/13

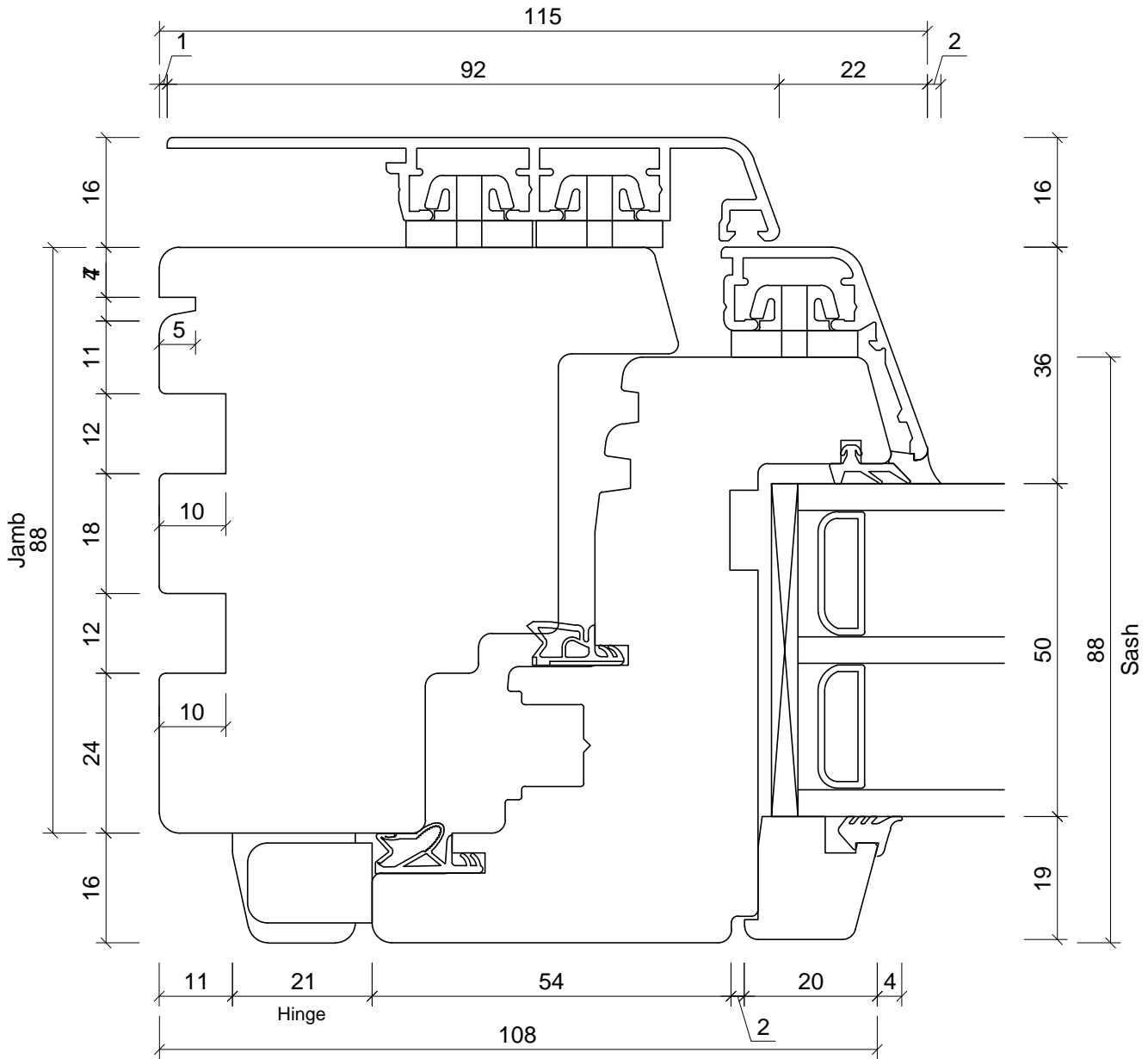
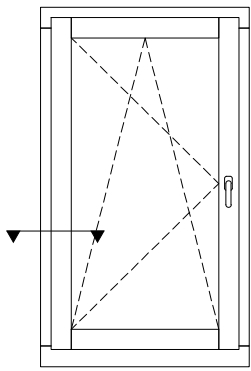
Drawing Title:

Section Through Sill  
Opening Sash

Drawn By:  
JSE

Scale:  
NTS

This drawing remains the property of Livingwood Windows Ltd and may not be reproduced without written permission. Livingwood Windows Ltd accepts no liability arising from any party acting on information contained within this drawing. It is advised that assistance is sought from Livingwood Windows Ltd regarding matters of an individual project.



Unit 6  
Ticehurst Yard  
Tostock  
Bury St Edmunds  
Suffolk  
IP30 9PH

Tel: 01359 272 646  
sales@livingwoodwindows.co.uk  
www.livingwoodwindows.co.uk

Unit Type:

LW88A  
Triple Glazed Aluminium Clad Timber  
Tilt & Turn Window

Drawing No.:  
LW88A-102

Date:  
28/02/13

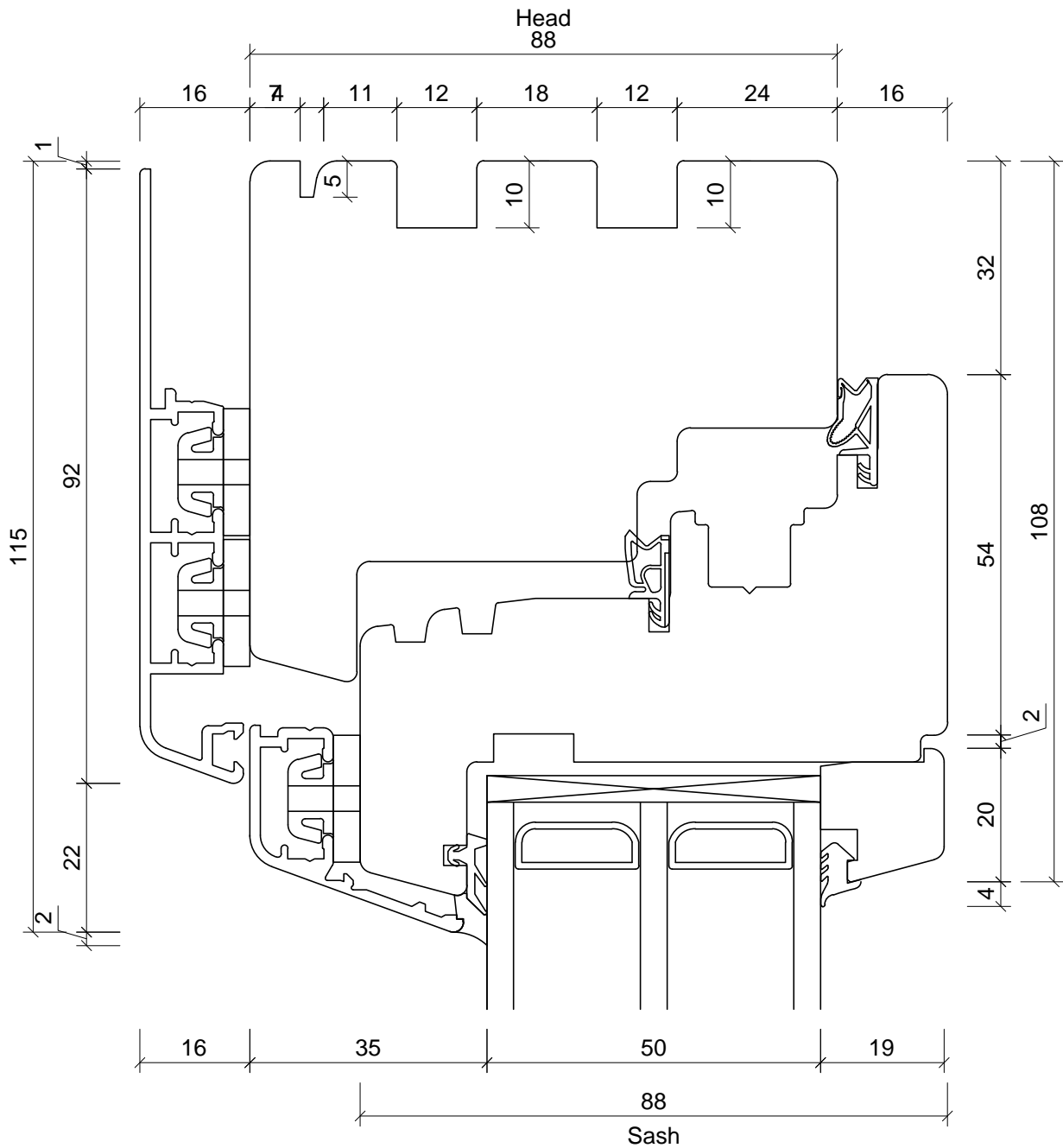
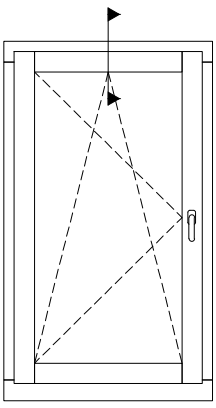
Drawing Title:

Section Through Jamb  
Opening Sash

Drawn By:  
JSE

Scale:  
NTS

This drawing remains the property of Livingwood Windows Ltd and may not be reproduced without written permission. Livingwood Windows Ltd accepts no liability arising from any party acting on information contained within this drawing. It is advised that assistance is sought from Livingwood Windows Ltd regarding matters of an individual project.



Unit 6  
Ticehurst Yard  
Tostock  
Bury St Edmunds  
Suffolk  
IP30 9PH

Tel: 01359 272 646  
sales@livingwoodwindows.co.uk  
www.livingwoodwindows.co.uk

Unit Type:

LW88A  
Triple Glazed Aluminium Clad Timber  
Tilt & Turn Window

Drawing No.:  
LW88A-103

Date:  
28/02/13

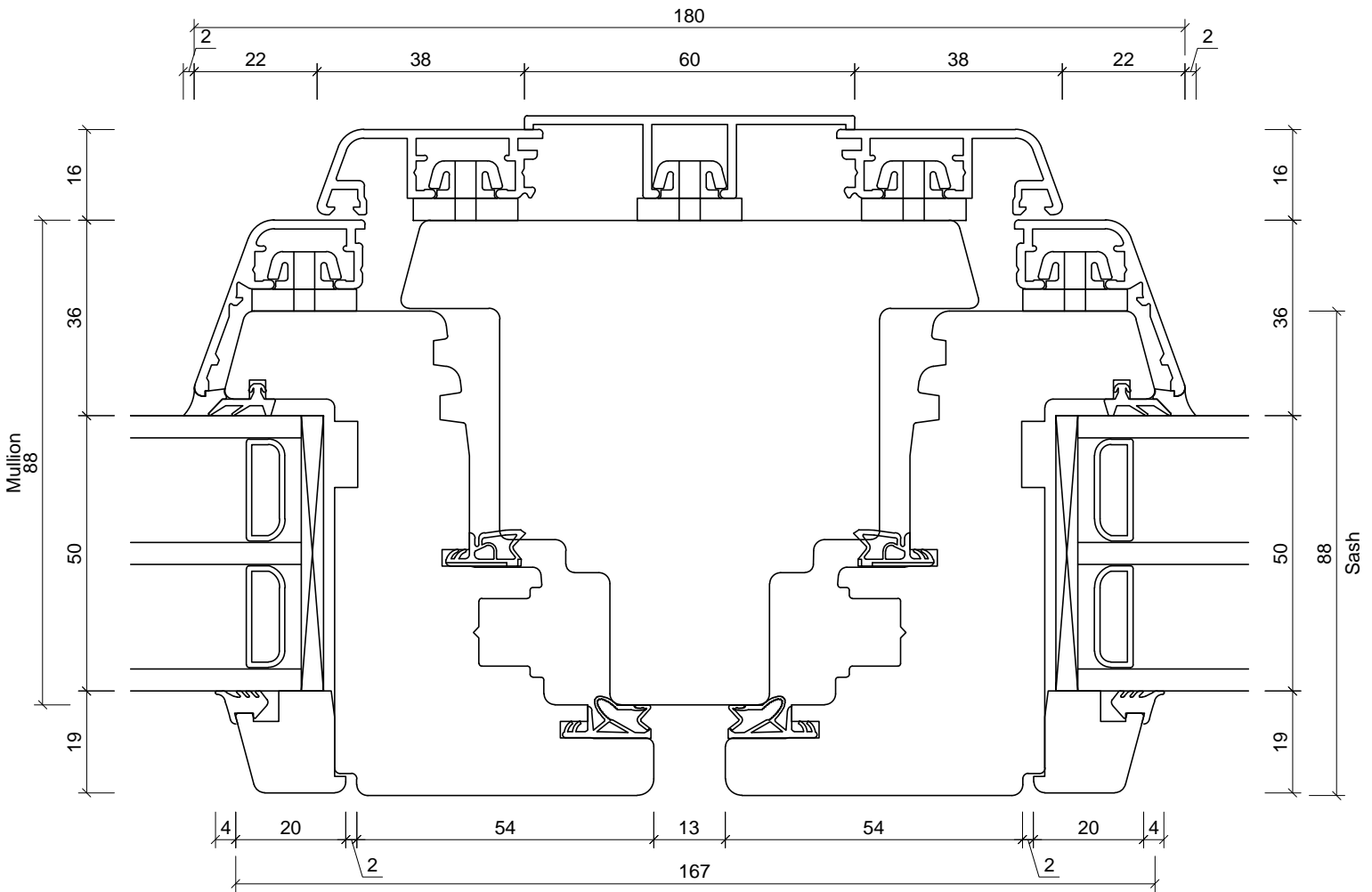
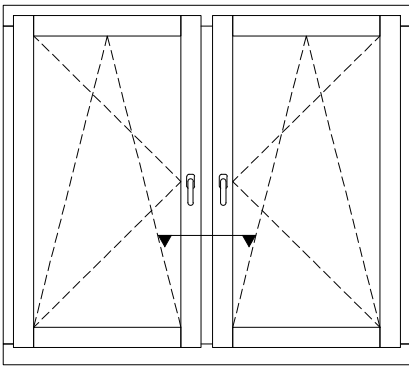
Drawing Title:

Section Through Head  
Opening Sash

Drawn By:  
JSE

Scale:  
NTS

This drawing remains the property of Livingwood Windows Ltd and may not be reproduced without written permission. Livingwood Windows Ltd accepts no liability arising from any party acting on information contained within this drawing. It is advised that assistance is sought from Livingwood Windows Ltd regarding matters of an individual project.



Unit 6  
Ticehurst Yard  
Tostock  
Bury St Edmunds  
Suffolk  
IP30 9PH

Tel: 01359 272 646  
sales@livingwoodwindows.co.uk  
www.livingwoodwindows.co.uk

Unit Type:

LW88A  
Triple Glazed Aluminium Clad Timber  
Tilt & Turn Window

Drawing Title:

Section Through Fixed Mullion  
Opening Sash/Opening Sash

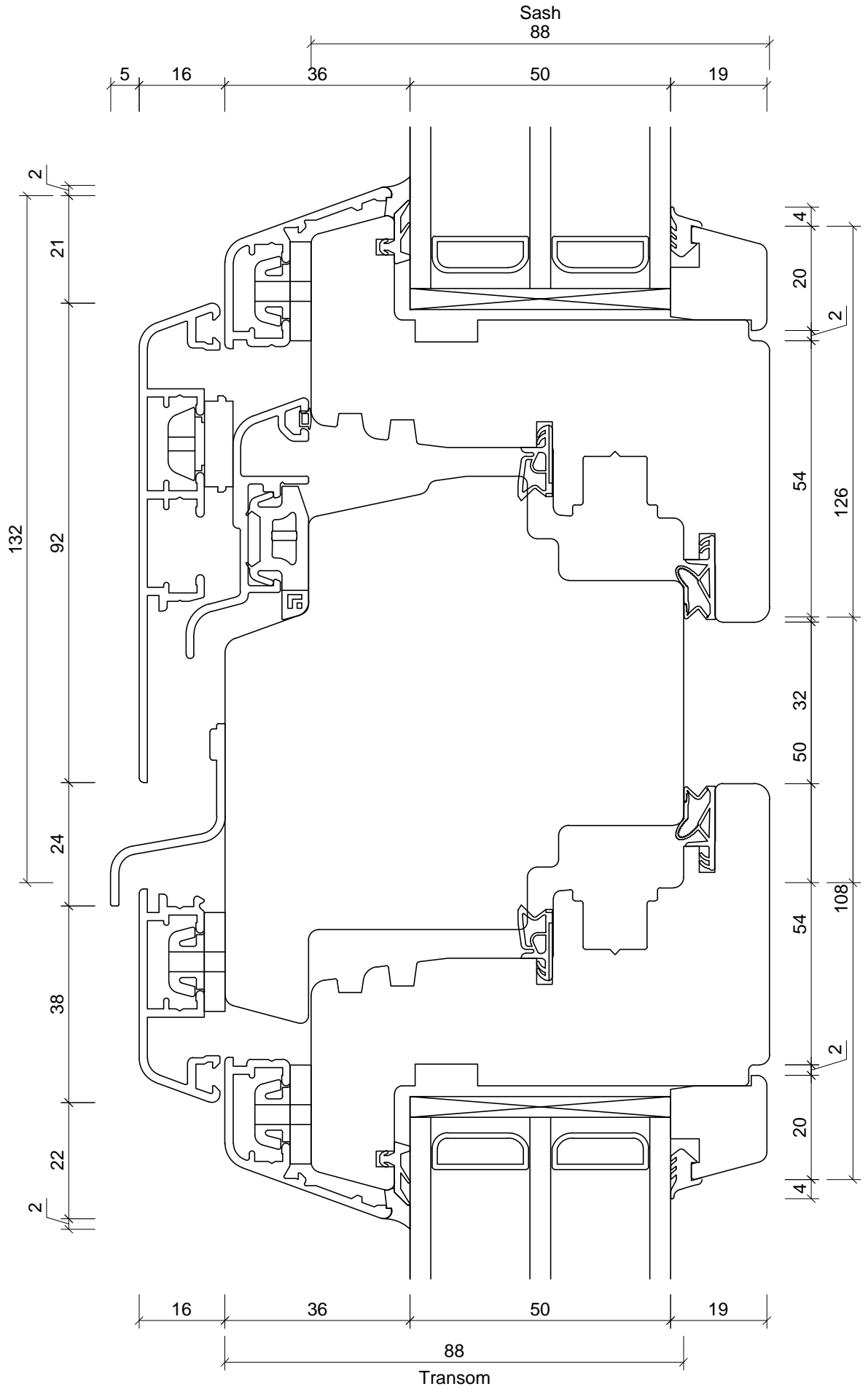
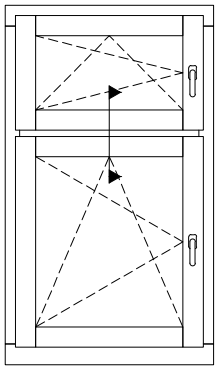
Drawing No.:  
LW88A-104

Date:  
28/02/13

Drawn By:  
JSE

Scale:  
NTS

This drawing remains the property of Livingwood Windows Ltd and may not be reproduced without written permission. Livingwood Windows Ltd accepts no liability arising from any party acting on information contained within this drawing. It is advised that assistance is sought from Livingwood Windows Ltd regarding matters of an individual project.



Unit 6  
Ticehurst Yard  
Tostock  
Bury St Edmunds  
Suffolk  
IP30 9PH

Tel: 01359 272 646  
sales@livingwoodwindows.co.uk  
www.livingwoodwindows.co.uk

Unit Type:

LW88A  
Triple Glazed Aluminium Clad Timber  
Tilt & Turn Window

Drawing No.:  
LW88A-105

Date:  
28/02/13

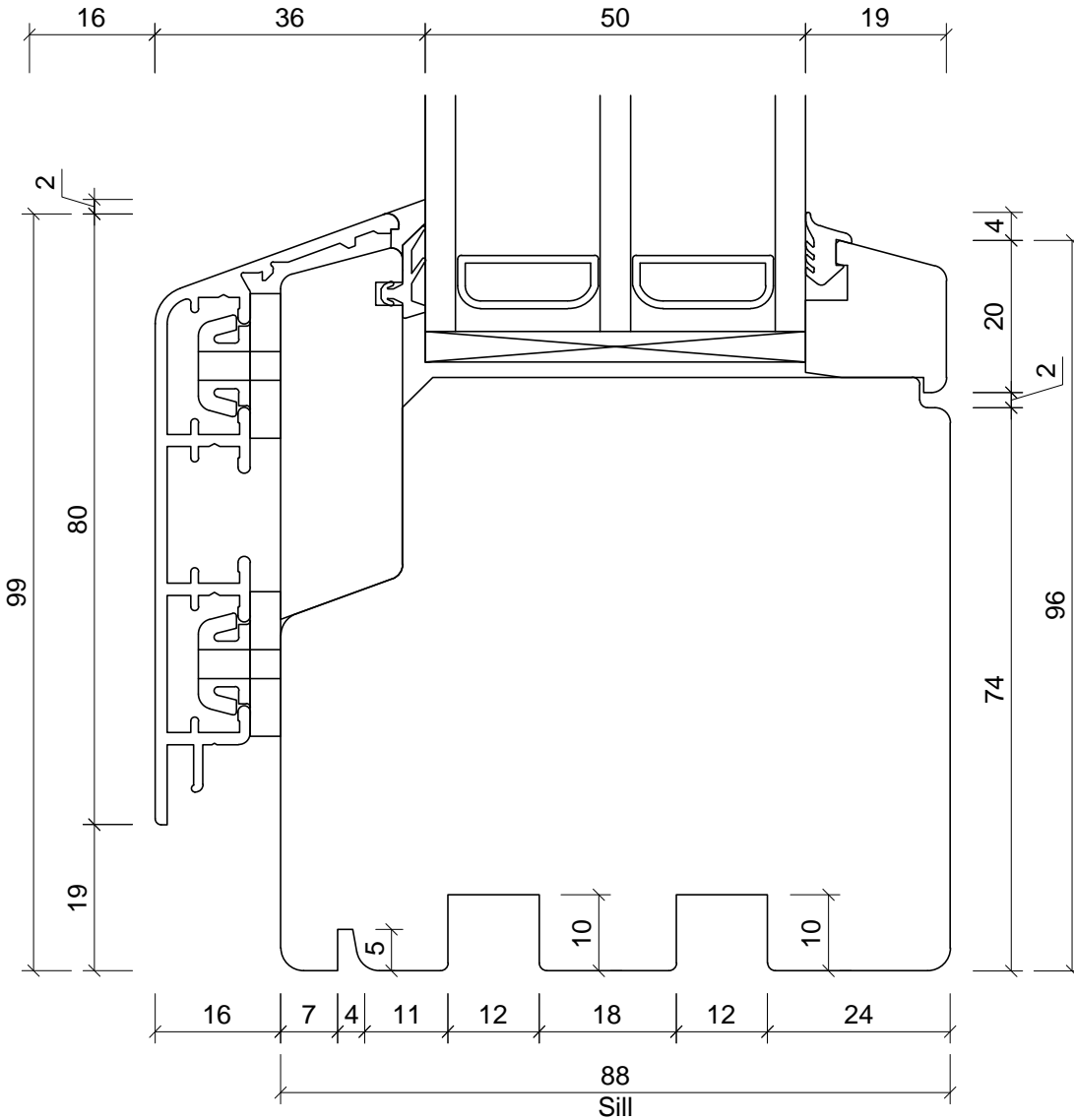
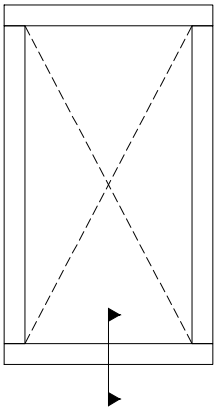
Drawing Title:

Section Through Transom  
Opening Sash/Opening Sash

Drawn By:  
JSE

Scale:  
NTS

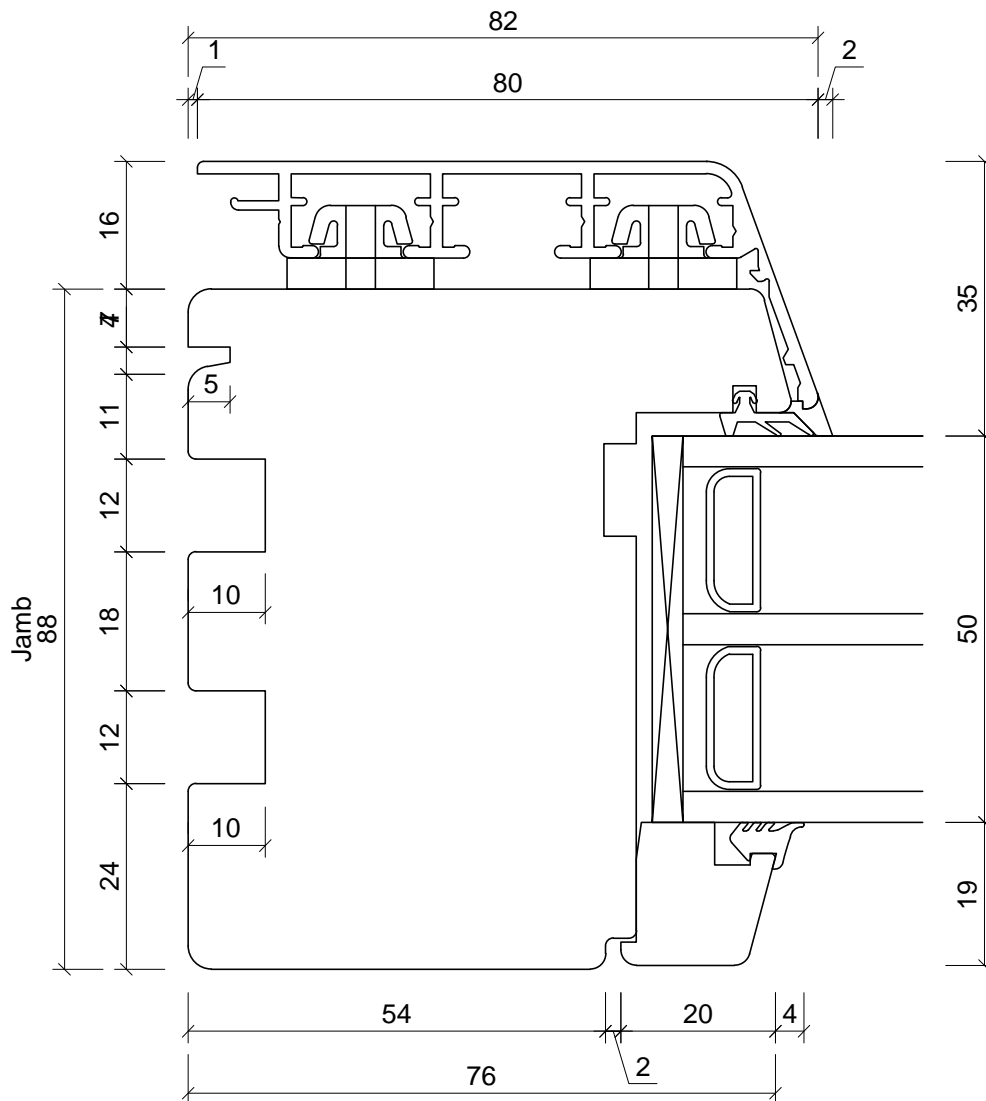
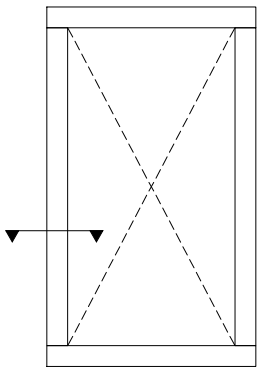
This drawing remains the property of Livingwood Windows Ltd and may not be reproduced without written permission. Livingwood Windows Ltd accepts no liability arising from any party acting on information contained within this drawing. It is advised that assistance is sought from Livingwood Windows Ltd regarding matters of an individual project.



Unit 6  
 Ticehurst Yard  
 Tostock  
 Bury St Edmunds  
 Suffolk  
 IP30 9PH  
  
 Tel: 01359 272 646  
 sales@livingwoodwindows.co.uk  
 www.livingwoodwindows.co.uk

Unit Type:	LW88A Triple Glazed Aluminium Clad Timber Tilt & Turn Window	Drawing No.: LW88A-106
		Date: 28/02/13
Drawing Title:	Section Through Sill Fixed Light	Drawn By: JSE
		Scale: NTS

This drawing remains the property of Livingwood Windows Ltd and may not be reproduced without written permission. Livingwood Windows Ltd accepts no liability arising from any party acting on information contained within this drawing. It is advised that assistance is sought from Livingwood Windows Ltd regarding matters of an individual project.

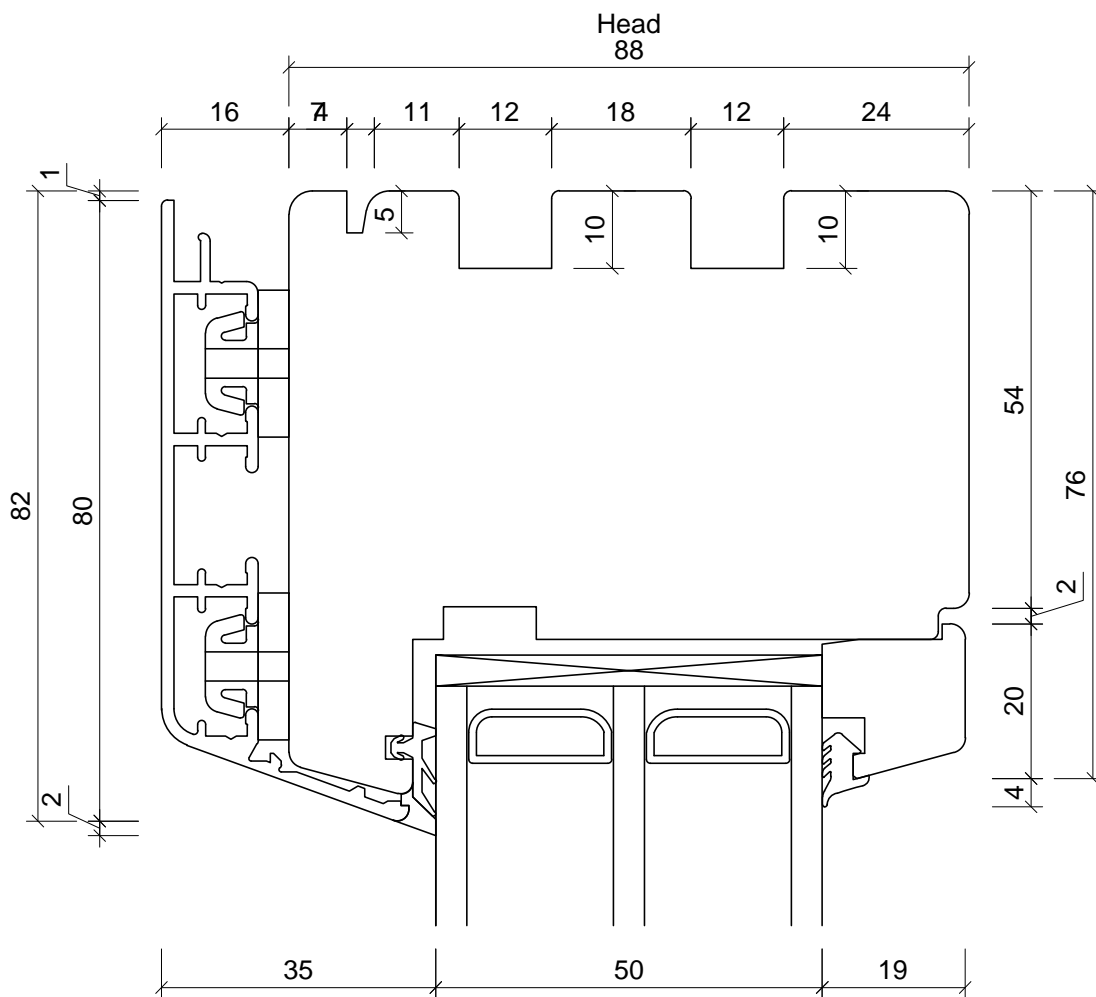
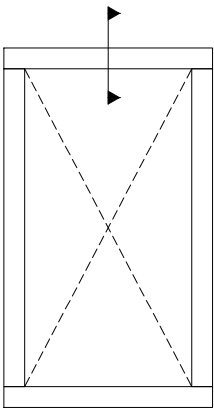


Unit 6  
Ticehurst Yard  
Tostock  
Bury St Edmunds  
Suffolk  
IP30 9PH

Tel: 01359 272 646  
sales@livingwoodwindows.co.uk  
www.livingwoodwindows.co.uk

Unit Type:	LW88A Triple Glazed Aluminium Clad Timber Tilt & Turn Window	Drawing No.: LW88A-107
		Date: 28/02/13
Drawing Title:	Section Through Jamb Fixed Light	Drawn By: JSE
		Scale: NTS

This drawing remains the property of Livingwood Windows Ltd and may not be reproduced without written permission. Livingwood Windows Ltd accepts no liability arising from any party acting on information contained within this drawing. It is advised that assistance is sought from Livingwood Windows Ltd regarding matters of an individual project.



Unit 6  
Ticehurst Yard  
Tostock  
Bury St Edmunds  
Suffolk  
IP30 9PH

Tel: 01359 272 646  
sales@livingwoodwindows.co.uk  
www.livingwoodwindows.co.uk

Unit Type:

LW88A  
Triple Glazed Aluminium Clad Timber  
Tilt & Turn Window

Drawing No.:  
LW88A-108

Date:  
28/02/13

Drawing Title:

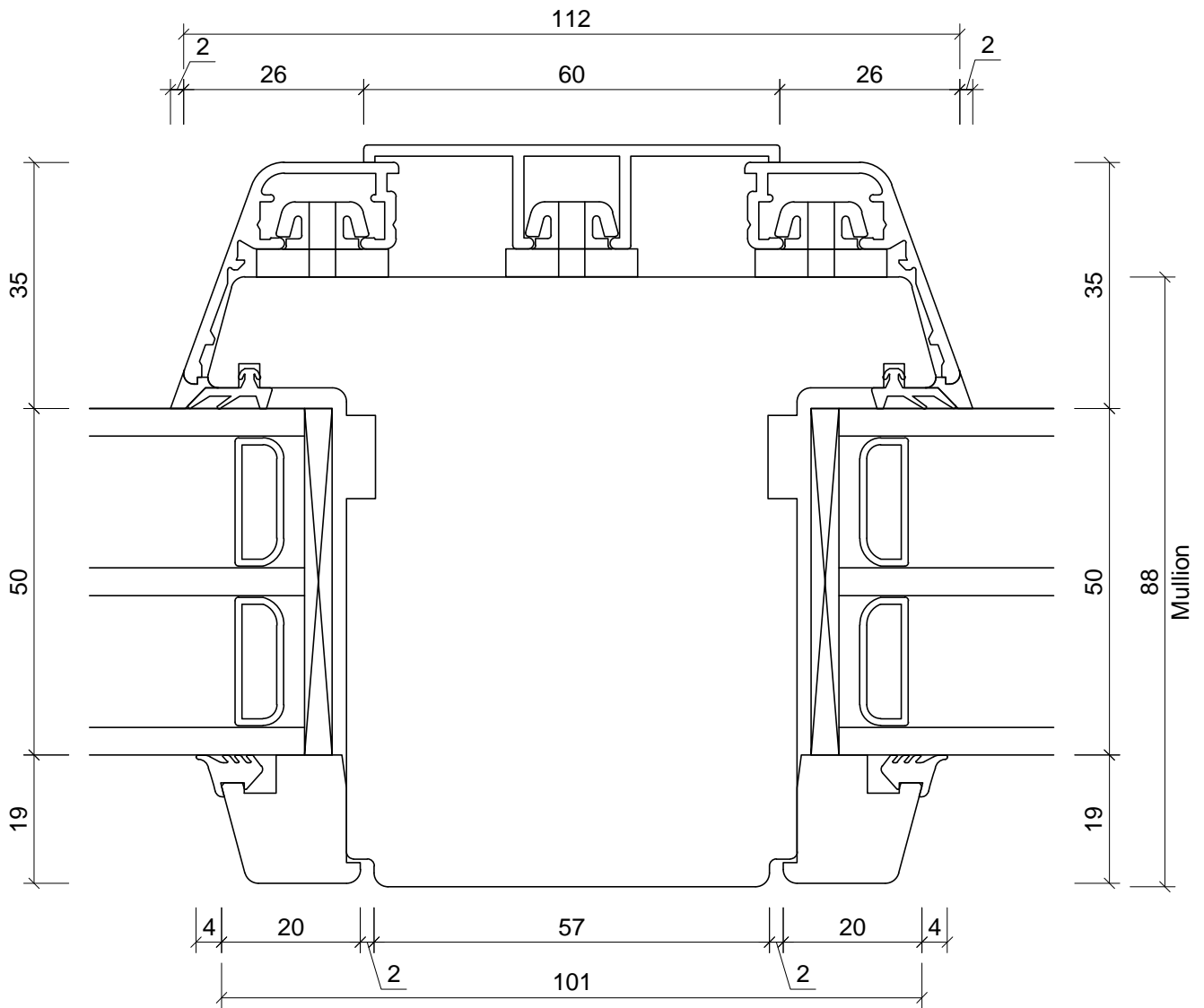
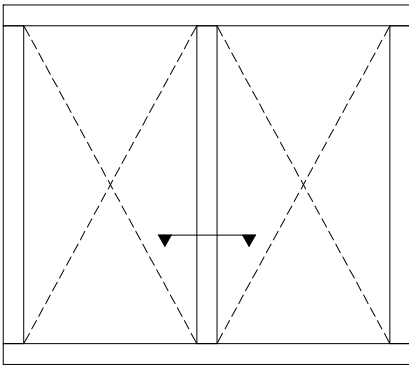
Section Through Head  
Fixed Light

Drawn By:  
JSE

Scale:  
NTS

This drawing remains the property of Livingwood Windows Ltd and may not be reproduced without written permission. Livingwood Windows Ltd accepts no liability arising from any party acting on information contained within this drawing. It is advised that assistance is sought from Livingwood Windows Ltd regarding matters of an individual project.





Unit 6  
Ticehurst Yard  
Tostock  
Bury St Edmunds  
Suffolk  
IP30 9PH

Tel: 01359 272 646  
sales@livingwoodwindows.co.uk  
www.livingwoodwindows.co.uk

Unit Type:

LW88A  
Triple Glazed Aluminium Clad Timber  
Tilt & Turn Window

Drawing No.:  
LW88A-109

Date:  
28/02/13

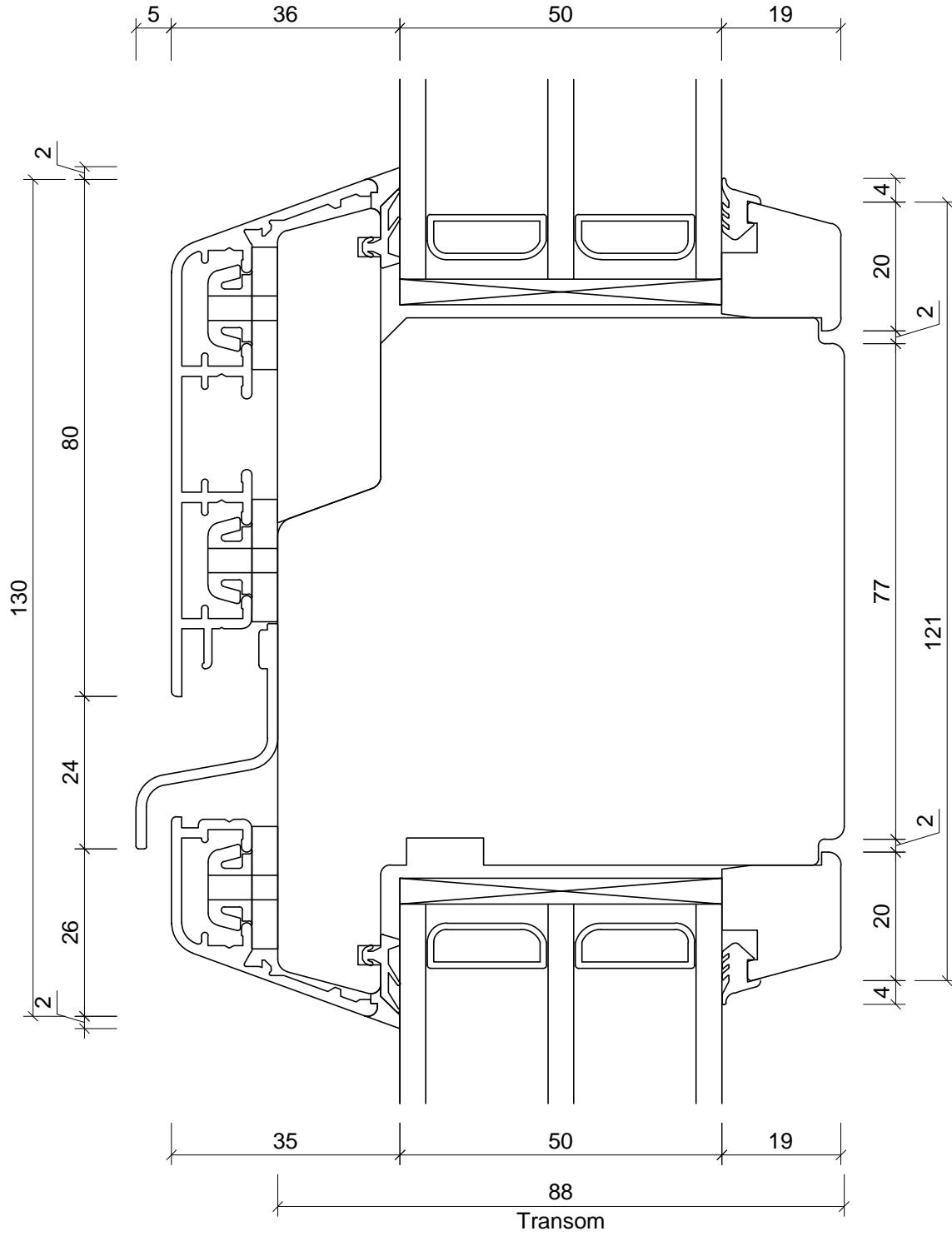
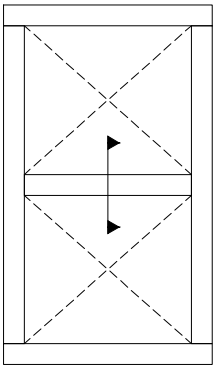
Drawing Title:

Section Through Mullion  
Fixed Light/Fixed Light

Drawn By:  
JSE

Scale:  
NTS

This drawing remains the property of Livingwood Windows Ltd and may not be reproduced without written permission. Livingwood Windows Ltd accepts no liability arising from any party acting on information contained within this drawing. It is advised that assistance is sought from Livingwood Windows Ltd regarding matters of an individual project.



Unit 6  
Ticehurst Yard  
Tostock  
Bury St Edmunds  
Suffolk  
IP30 9PH

Tel: 01359 272 646  
sales@livingwoodwindows.co.uk  
www.livingwoodwindows.co.uk

Unit Type:

LW88A  
Triple Glazed Aluminium Clad Timber  
Tilt & Turn Window

Drawing No.:  
LW88A-110

Date:  
28/02/13

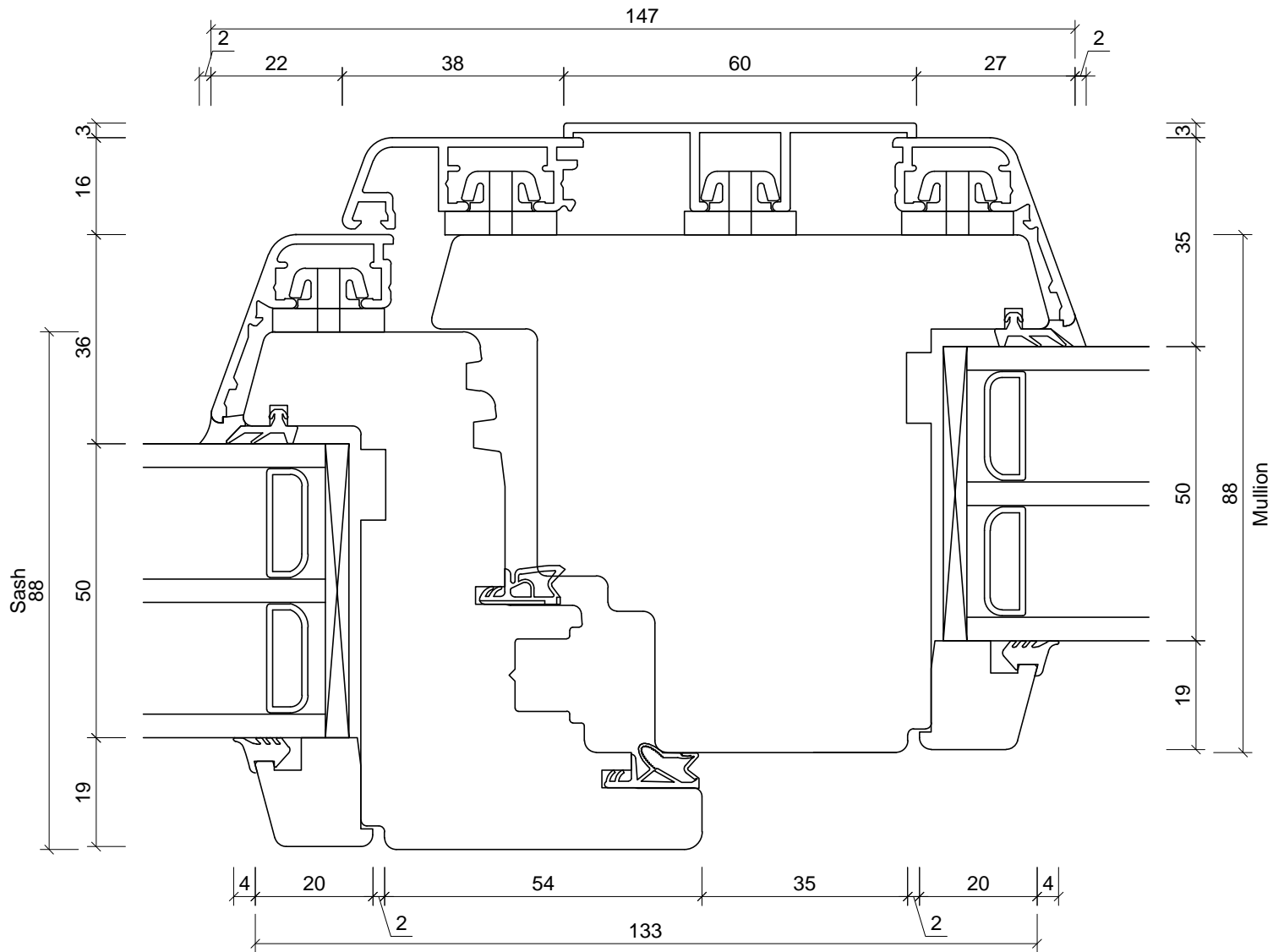
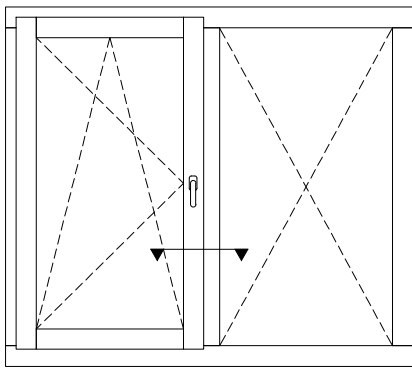
Drawing Title:

Section Through Transom  
Fixed Light/Fixed Light

Drawn By:  
JSE

Scale:  
NTS

This drawing remains the property of Livingwood Windows Ltd and may not be reproduced without written permission. Livingwood Windows Ltd accepts no liability arising from any party acting on information contained within this drawing. It is advised that assistance is sought from Livingwood Windows Ltd regarding matters of an individual project.



Unit 6  
Ticehurst Yard  
Tostock  
Bury St Edmunds  
Suffolk  
IP30 9PH

Tel: 01359 272 646  
sales@livingwoodwindows.co.uk  
www.livingwoodwindows.co.uk

Unit Type:

LW88A  
Triple Glazed Aluminium Clad Timber  
Tilt & Turn Window

Drawing No.:  
LW88A-111

Date:  
28/02/13

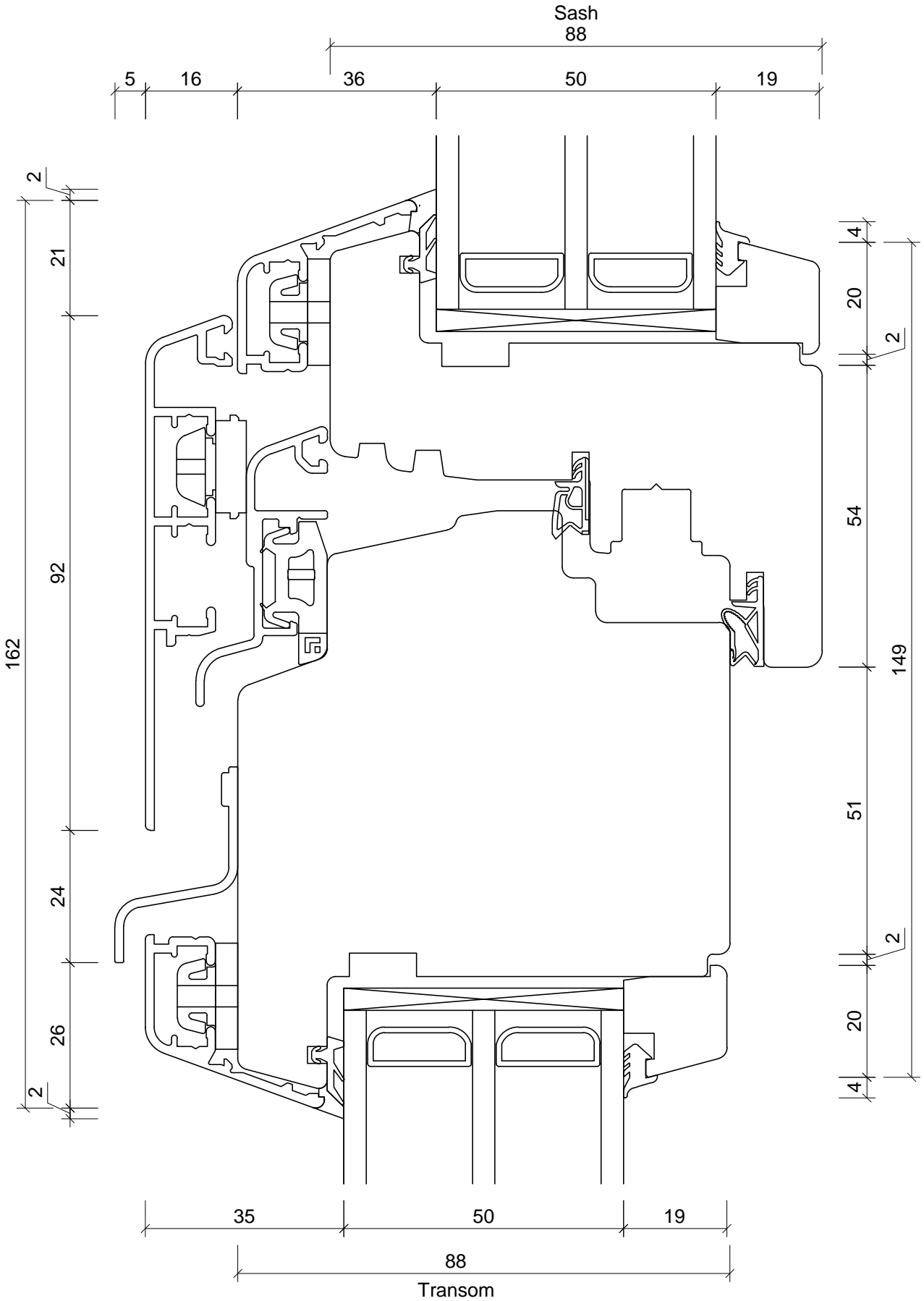
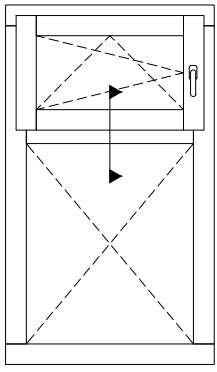
Drawing Title:

Section Through Mullion  
Opening Sash/Fixed Light

Drawn By:  
JSE

Scale:  
NTS

This drawing remains the property of Livingwood Windows Ltd and may not be reproduced without written permission. Livingwood Windows Ltd accepts no liability arising from any party acting on information contained within this drawing. It is advised that assistance is sought from Livingwood Windows Ltd regarding matters of an individual project.



Unit 6  
Ticehurst Yard  
Tostock  
Bury St Edmunds  
Suffolk  
IP30 9PH

Tel: 01359 272 646  
sales@livingwoodwindows.co.uk  
www.livingwoodwindows.co.uk

Unit Type:

LW88A  
Triple Glazed Aluminium Clad Timber  
Tilt & Turn Window

Drawing Title:

Section Through Transom  
Opening Sash/Fixed Light

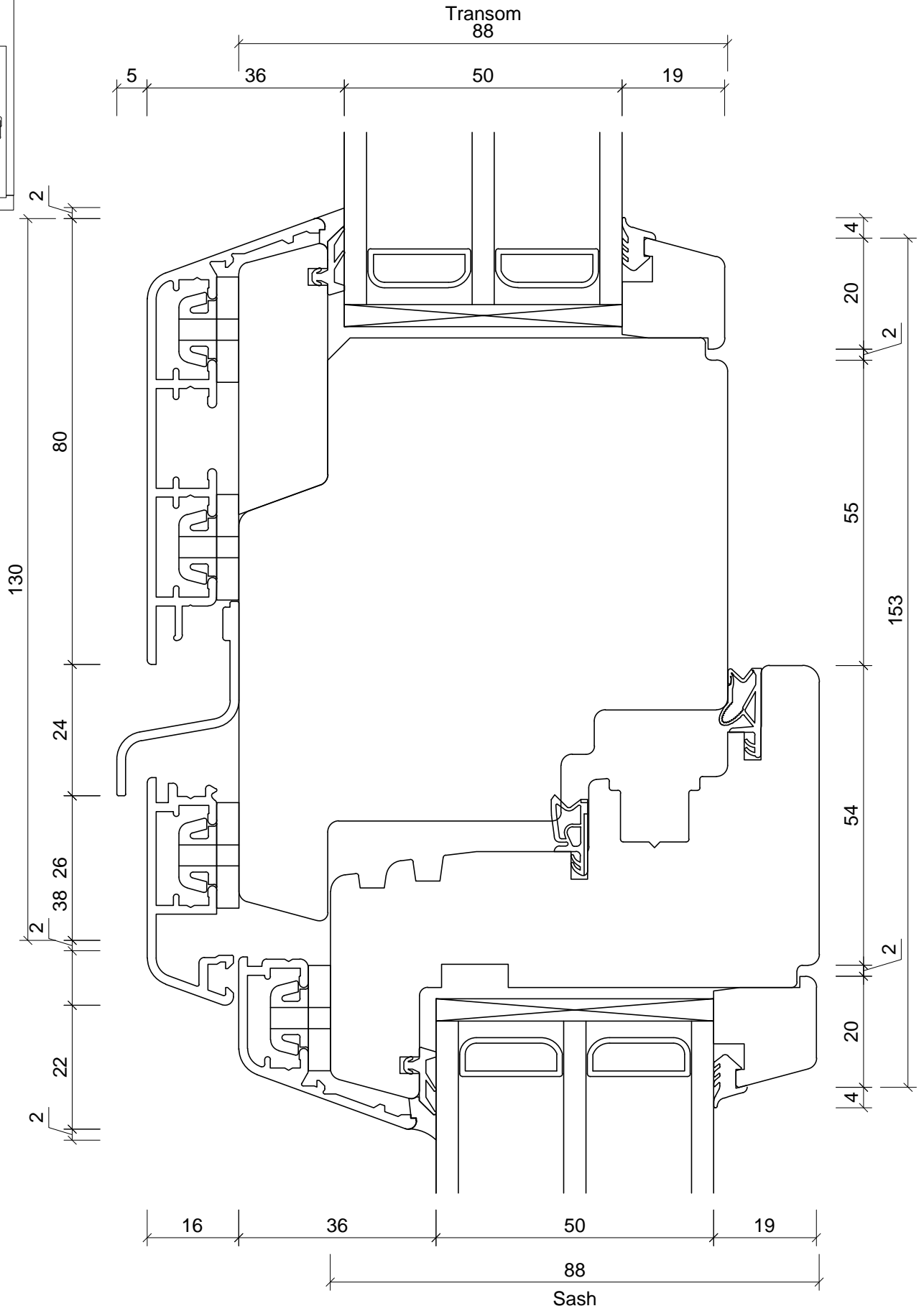
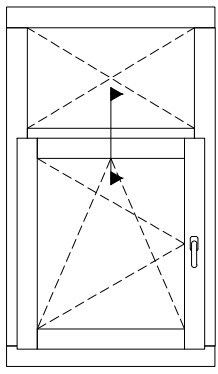
Drawing No.:  
LW88A-112

Date:  
28/02/13

Drawn By:  
JSE

Scale:  
NTS

This drawing remains the property of Livingwood Windows Ltd and may not be reproduced without written permission. Livingwood Windows Ltd accepts no liability arising from any party acting on information contained within this drawing. It is advised that assistance is sought from Livingwood Windows Ltd regarding matters of an individual project.



Unit 6  
Ticehurst Yard  
Tostock  
Bury St Edmunds  
Suffolk  
IP30 9PH

Tel: 01359 272 646  
sales@livingwoodwindows.co.uk  
www.livingwoodwindows.co.uk

Unit Type:

LW88A  
Triple Glazed Aluminium Clad Timber  
Tilt & Turn Window

Drawing No.:  
LW88A-113

Date:  
28/02/13

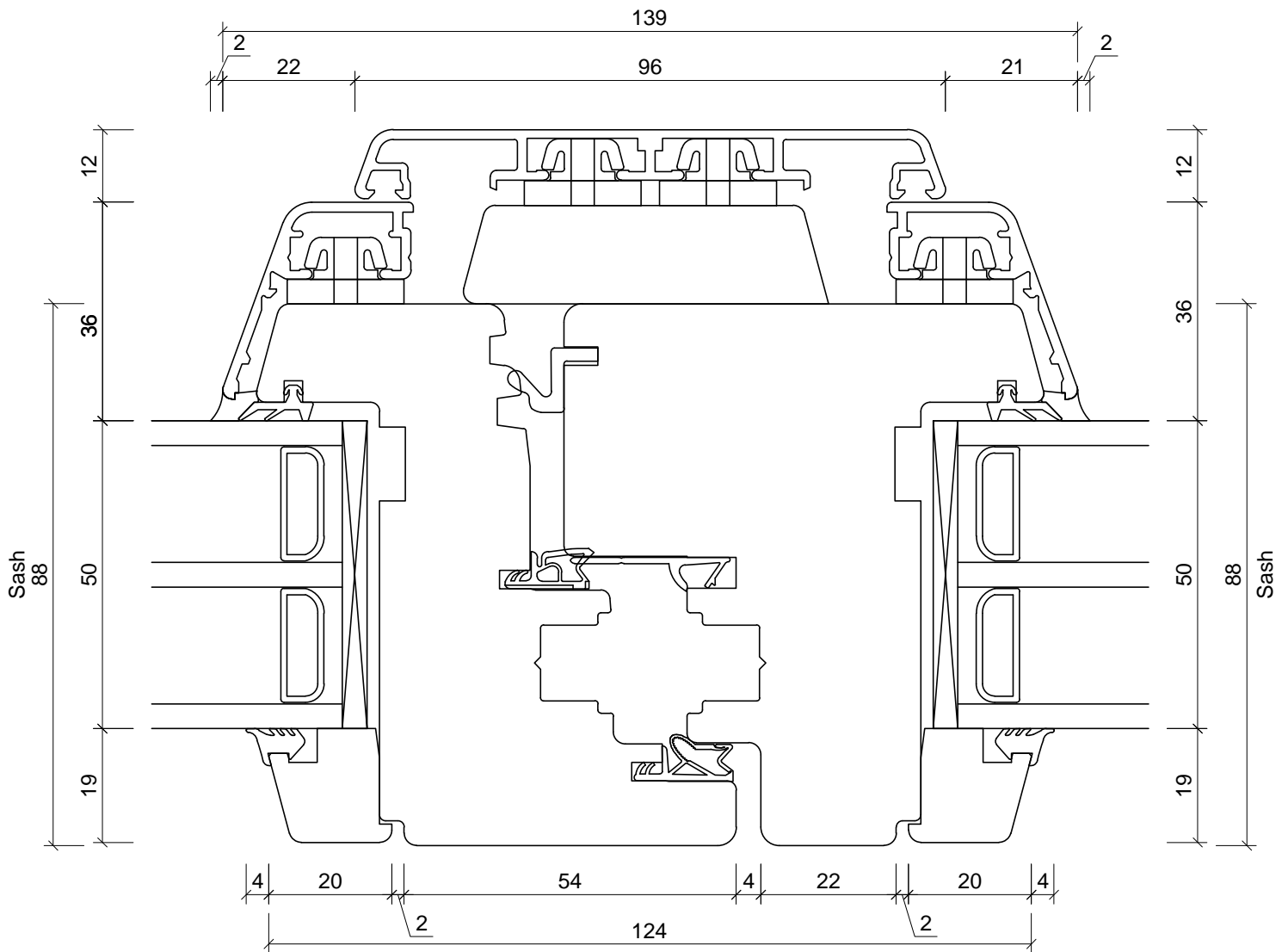
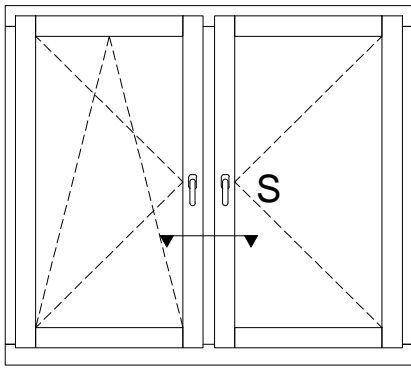
Drawing Title:

Section Through Transom  
Fixed Light/Opening Sash

Drawn By:  
JSE

Scale:  
NTS

This drawing remains the property of Livingwood Windows Ltd and may not be reproduced without written permission. Livingwood Windows Ltd accepts no liability arising from any party acting on information contained within this drawing. It is advised that assistance is sought from Livingwood Windows Ltd regarding matters of an individual project.



Unit 6  
Ticehurst Yard  
Tostock  
Bury St Edmunds  
Suffolk  
IP30 9PH

Tel: 01359 272 646  
sales@livingwoodwindows.co.uk  
www.livingwoodwindows.co.uk

Unit Type:

LW88A  
Triple Glazed Aluminium Clad Timber  
Tilt & Turn Window

Drawing No.:  
LW88A-114

Date:  
28/02/13

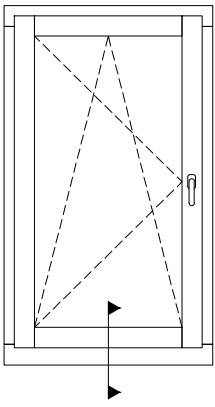
Drawing Title:

Section Through Flying Mullion  
Primary Sash/Secondary Sash

Drawn By:  
JSE

Scale:  
NTS

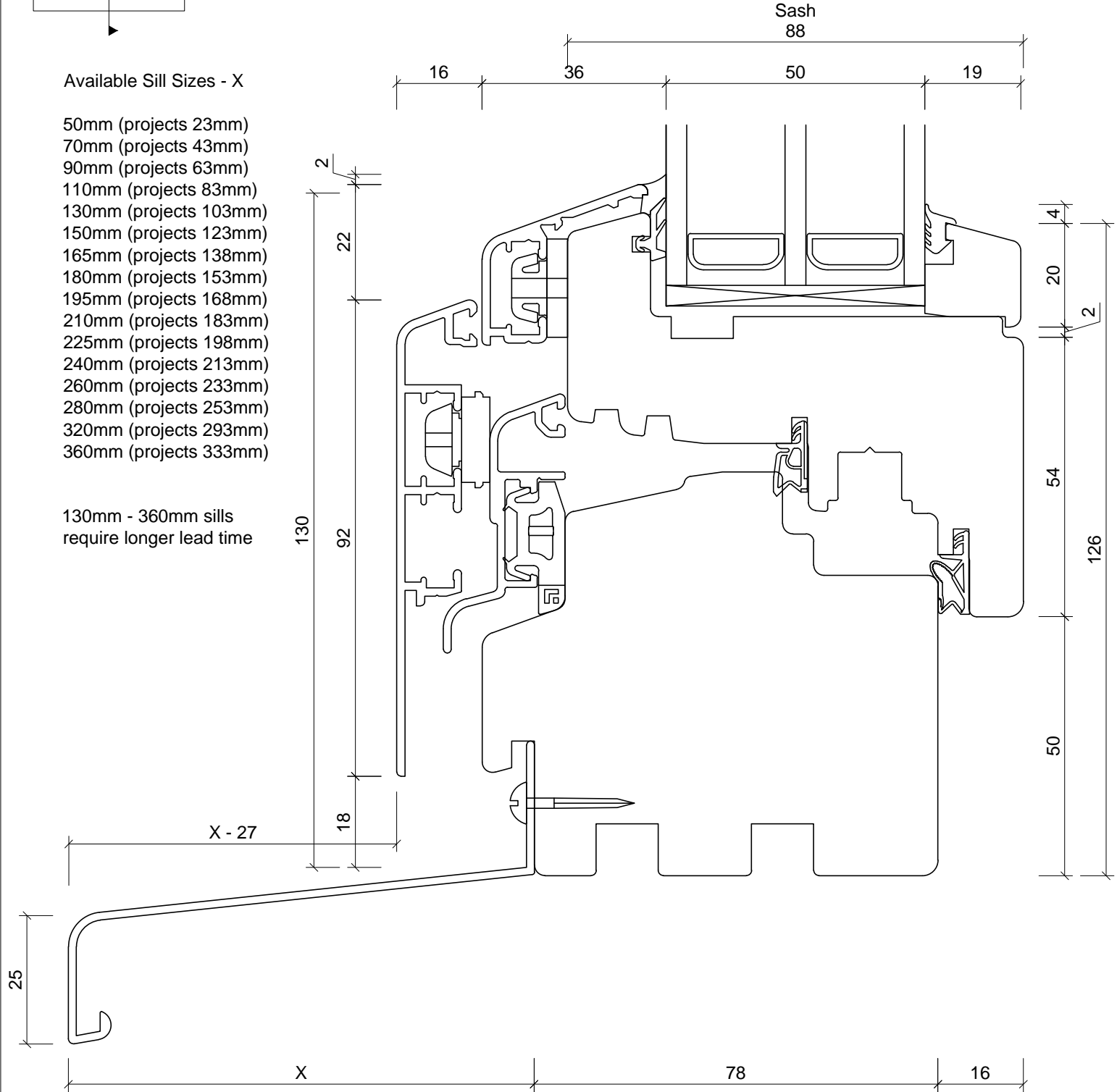
This drawing remains the property of Livingwood Windows Ltd and may not be reproduced without written permission. Livingwood Windows Ltd accepts no liability arising from any party acting on information contained within this drawing. It is advised that assistance is sought from Livingwood Windows Ltd regarding matters of an individual project.



Available Sill Sizes - X

- 50mm (projects 23mm)
- 70mm (projects 43mm)
- 90mm (projects 63mm)
- 110mm (projects 83mm)
- 130mm (projects 103mm)
- 150mm (projects 123mm)
- 165mm (projects 138mm)
- 180mm (projects 153mm)
- 195mm (projects 168mm)
- 210mm (projects 183mm)
- 225mm (projects 198mm)
- 240mm (projects 213mm)
- 260mm (projects 233mm)
- 280mm (projects 253mm)
- 320mm (projects 293mm)
- 360mm (projects 333mm)

130mm - 360mm sills  
require longer lead time



Unit 6  
Ticehurst Yard  
Tostock  
Bury St Edmunds  
Suffolk  
IP30 9PH  
  
Tel: 01359 272 646  
sales@livingwoodwindows.co.uk  
www.livingwoodwindows.co.uk

Unit Type:	LW88A Triple Glazed Aluminium Clad Timber Tilt & Turn Window	Drawing No.: LW88A-209
		Date: 28/02/13
Drawing Title:	Section Through Sill Optional Aluminium Sill Extension	Drawn By: JSE
		Scale: NTS

This drawing remains the property of Livingwood Windows Ltd and may not be reproduced without written permission. Livingwood Windows Ltd accepts no liability arising from any party acting on information contained within this drawing. It is advised that assistance is sought from Livingwood Windows Ltd regarding matters of an individual project.