

Unit 6  
Ticehurst Yard  
Tostock  
Bury St Edmunds  
Suffolk  
IP30 9PH

Tel: 01359 272 646  
sales@livingwoodwindows.co.uk  
www.livingwoodwindows.co.uk

Unit Type:  
LS2  
Double Glazed Timber  
Lift & Slide Door

Drawing Title:  
Section Through Threshold  
Fixed Leaf/Sliding Leaf

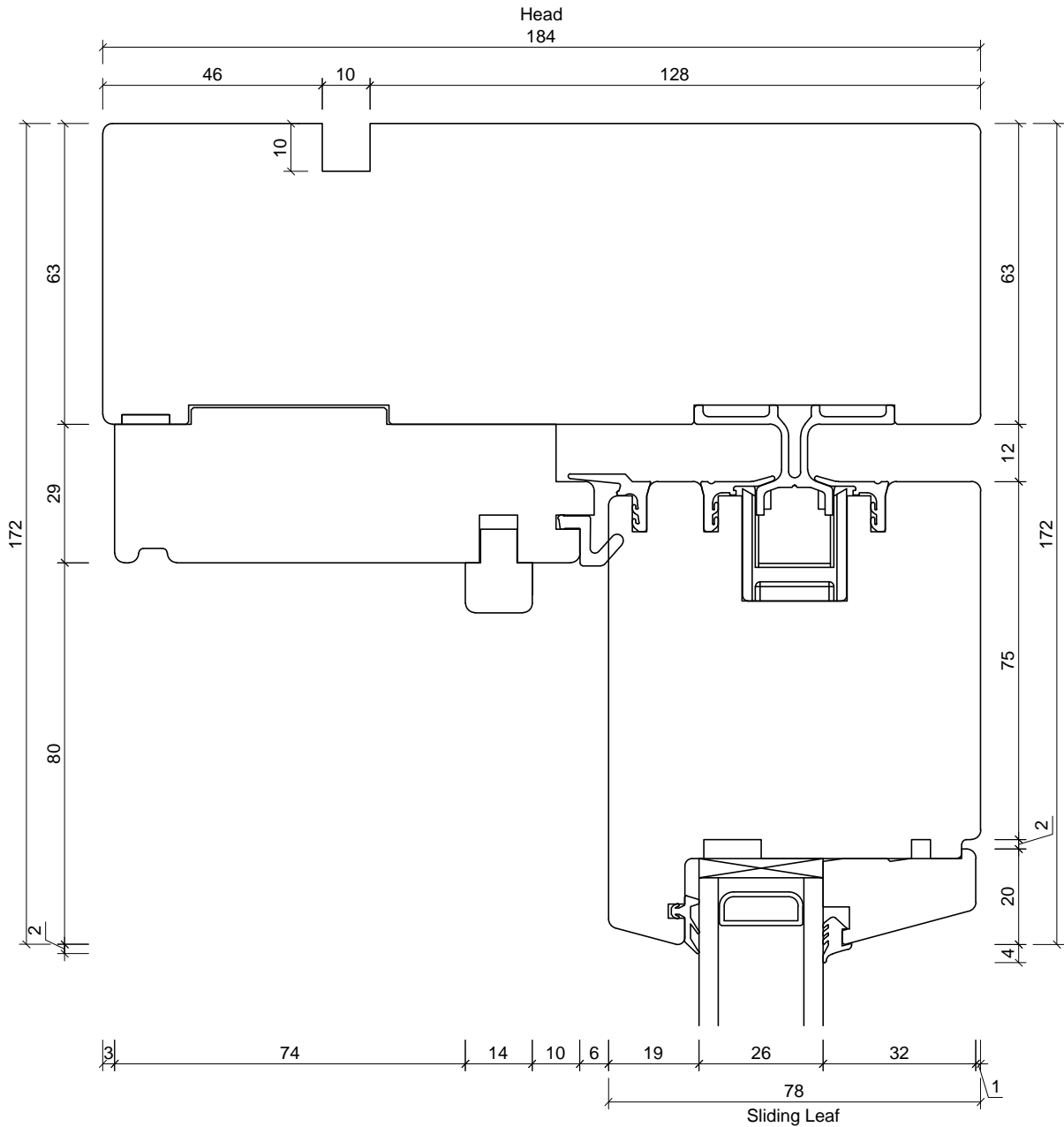
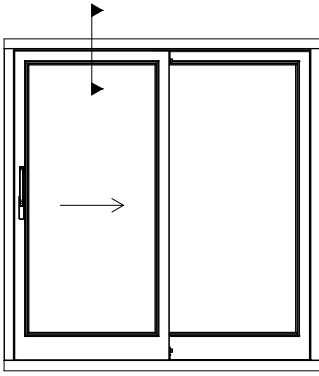
Drawing No.:  
LS2-101

Date:  
28/02/13

Drawn By:  
JSE

Scale:  
NTS

This drawing remains the property of Livingwood Windows Ltd and may not be reproduced without written permission. Livingwood Windows Ltd accepts no liability arising from any party acting on information contained within this drawing. It is advised that assistance is sought from Livingwood Windows Ltd regarding matters of an individual project.



Unit 6  
Ticehurst Yard  
Tostock  
Bury St Edmunds  
Suffolk  
IP30 9PH

Tel: 01359 272 646  
sales@livingwoodwindows.co.uk  
www.livingwoodwindows.co.uk

Unit Type:  
LS2  
Double Glazed Timber  
Lift & Slide Door

Drawing Title:  
Section Through Head  
Sliding Leaf

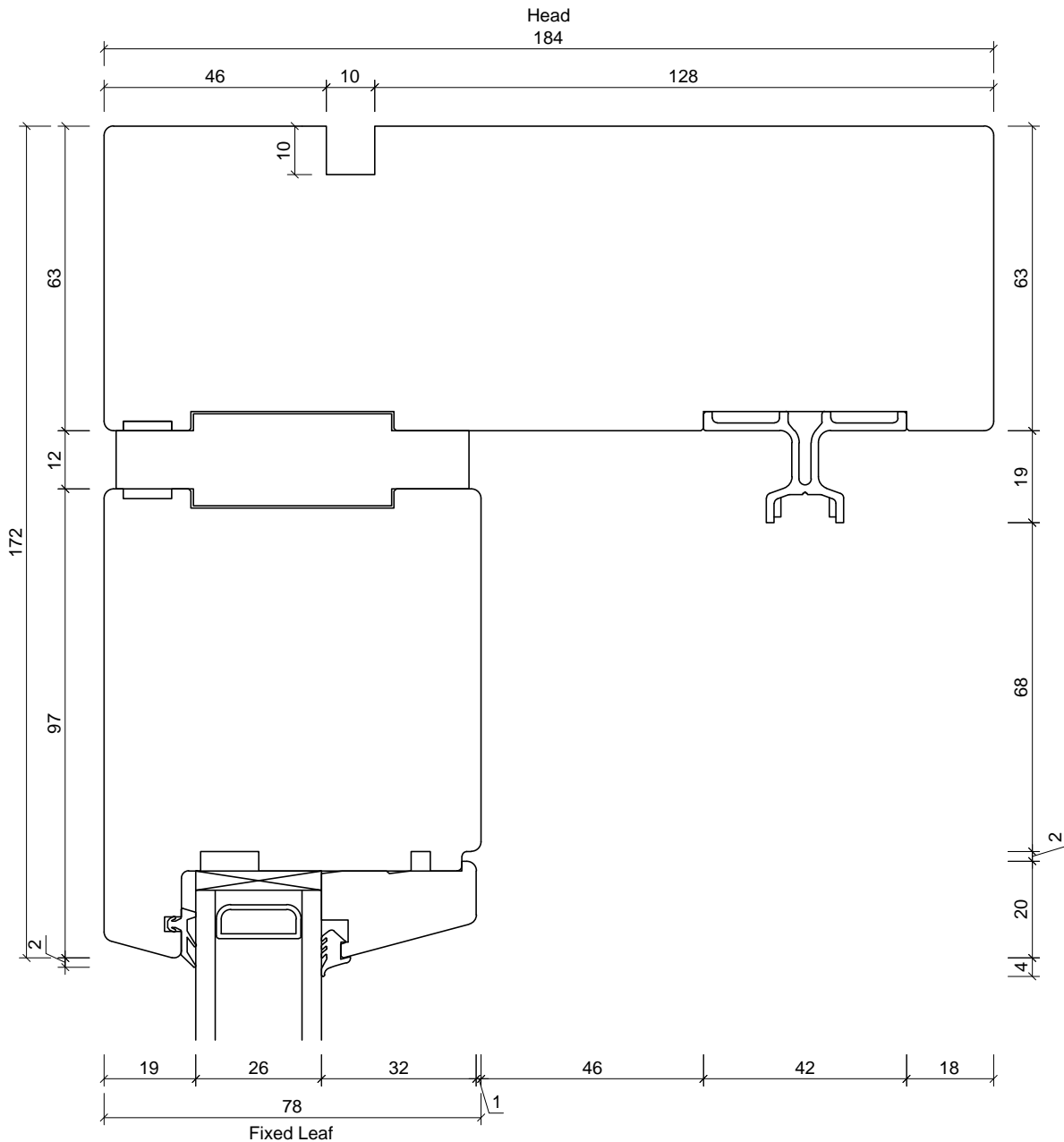
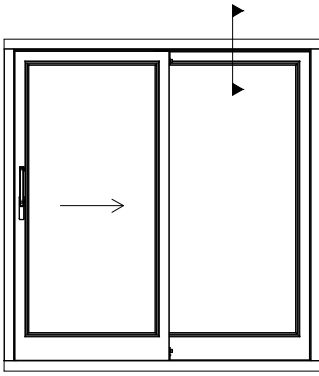
Drawing No.:  
LS2-102

Date:  
28/02/13

Drawn By:  
JSE

Scale:  
NTS

This drawing remains the property of Livingwood Windows Ltd and may not be reproduced without written permission. Livingwood Windows Ltd accepts no liability arising from any party acting on information contained within this drawing. It is advised that assistance is sought from Livingwood Windows Ltd regarding matters of an individual project.



Unit 6  
Ticehurst Yard  
Tostock  
Bury St Edmunds  
Suffolk  
IP30 9PH

Tel: 01359 272 646  
sales@livingwoodwindows.co.uk  
www.livingwoodwindows.co.uk

Unit Type:  
LS2  
Double Glazed Timber  
Lift & Slide Door

Drawing No.:  
LS2-103

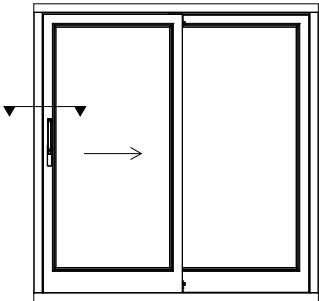
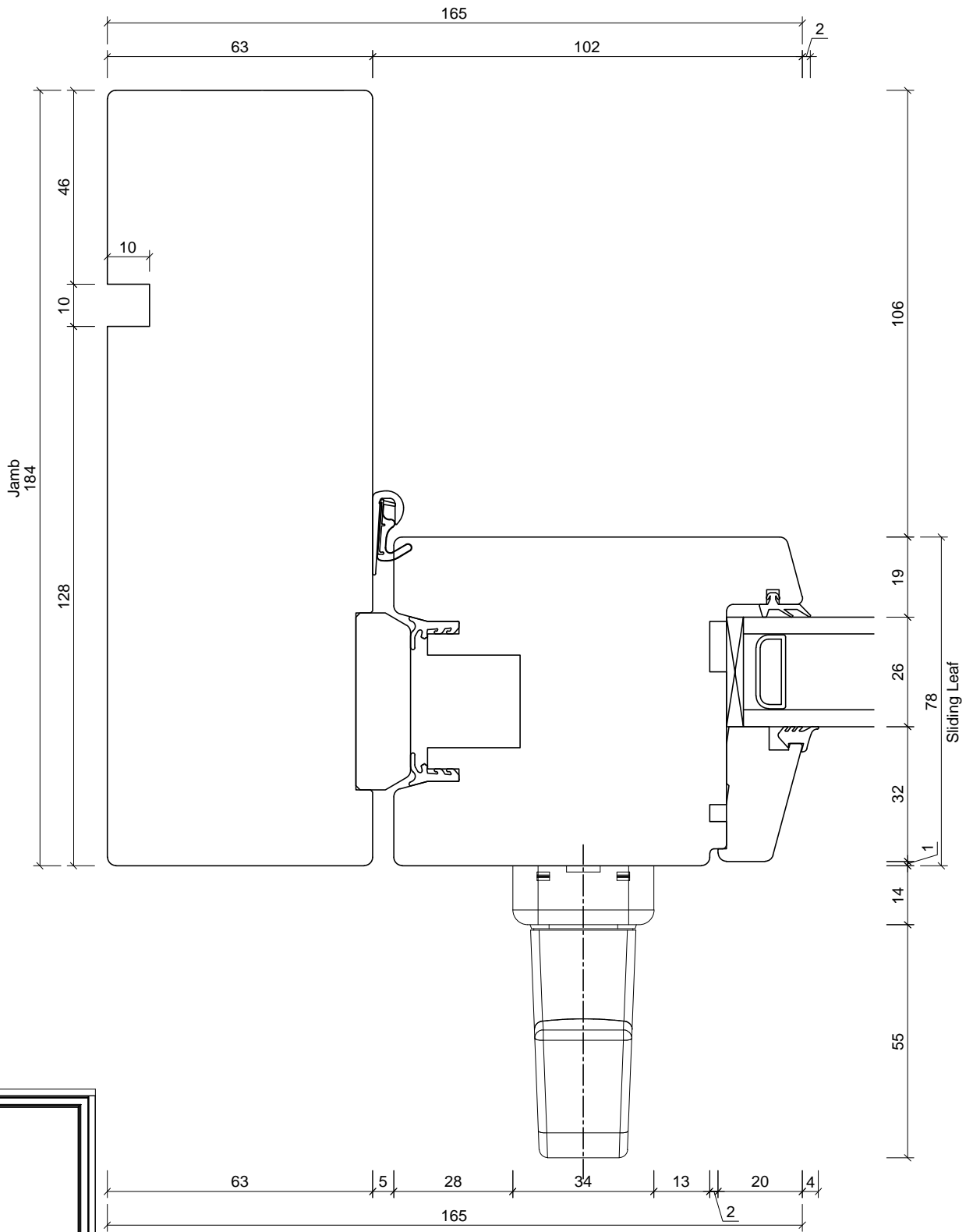
Date:  
28/02/13

Drawing Title:  
Section Through Head  
Fixed Leaf

Drawn By:  
JSE

Scale:  
NTS

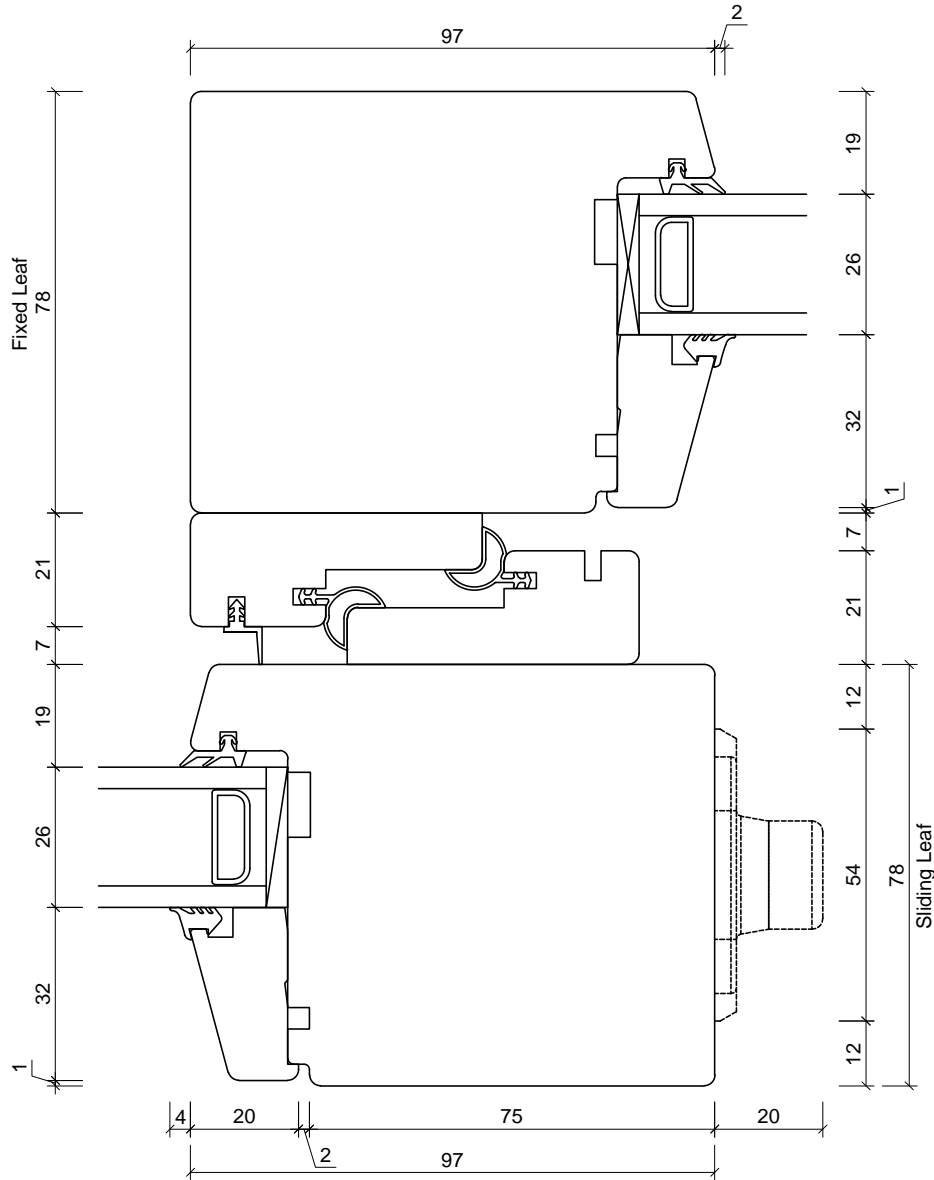
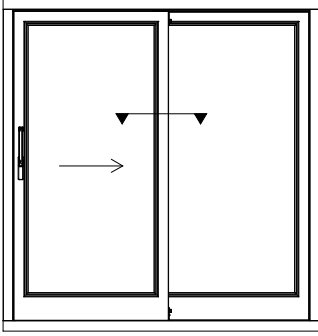
This drawing remains the property of Livingwood Windows Ltd and may not be reproduced without written permission. Livingwood Windows Ltd accepts no liability arising from any party acting on information contained within this drawing. It is advised that assistance is sought from Livingwood Windows Ltd regarding matters of an individual project.



Unit 6  
Ticehurst Yard  
Tostock  
Bury St Edmunds  
Suffolk  
IP30 9PH

Tel: 01359 272 646  
sales@livingwoodwindows.co.uk  
www.livingwoodwindows.co.uk

Unit Type:	LS2 Double Glazed Timber Lift & Slide Door	Drawing No.: LS2-104
		Date: 28/02/13
Drawing Title:	Section Through Jamb Sliding Leaf	Drawn By: JSE
		Scale: NTS
<small>This drawing remains the property of Livingwood Windows Ltd and may not be reproduced without written permission. Livingwood Windows Ltd accepts no liability arising from any party acting on information contained within this drawing. It is advised that assistance is sought from Livingwood Windows Ltd regarding matters of an individual project.</small>		



Unit 6  
Ticehurst Yard  
Tostock  
Bury St Edmunds  
Suffolk  
IP30 9PH

Tel: 01359 272 646  
sales@livingwoodwindows.co.uk  
www.livingwoodwindows.co.uk

Unit Type:  
LS2  
Double Glazed Timber  
Lift & Slide Door

Drawing Title:  
Section Through Middle  
Sliding Leaf/Fixed Leaf

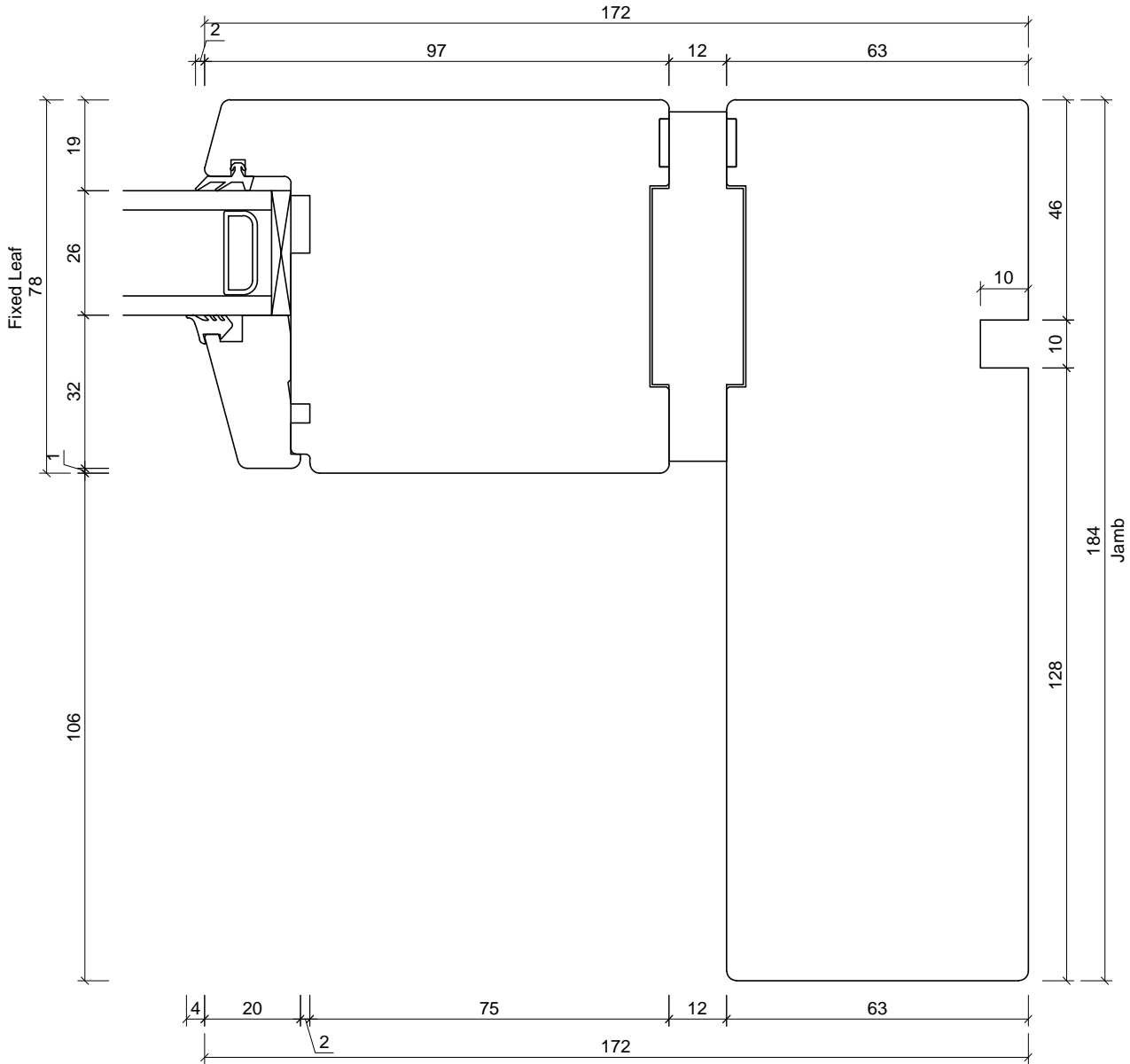
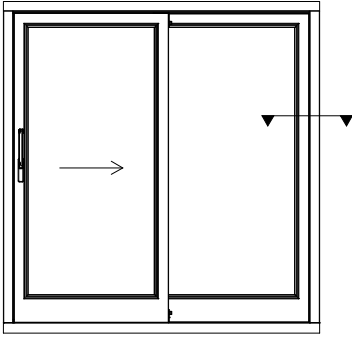
Drawing No.:  
LS2-105

Date:  
28/02/13

Drawn By:  
JSE

Scale:  
NTS

This drawing remains the property of Livingwood Windows Ltd and may not be reproduced without written permission. Livingwood Windows Ltd accepts no liability arising from any party acting on information contained within this drawing. It is advised that assistance is sought from Livingwood Windows Ltd regarding matters of an individual project.



Unit 6  
Ticehurst Yard  
Tostock  
Bury St Edmunds  
Suffolk  
IP30 9PH

Tel: 01359 272 646  
sales@livingwoodwindows.co.uk  
www.livingwoodwindows.co.uk

Unit Type:  
LS2  
Double Glazed Timber  
Lift & Slide Door

Drawing Title:  
Section Through Jamb  
Fixed Leaf

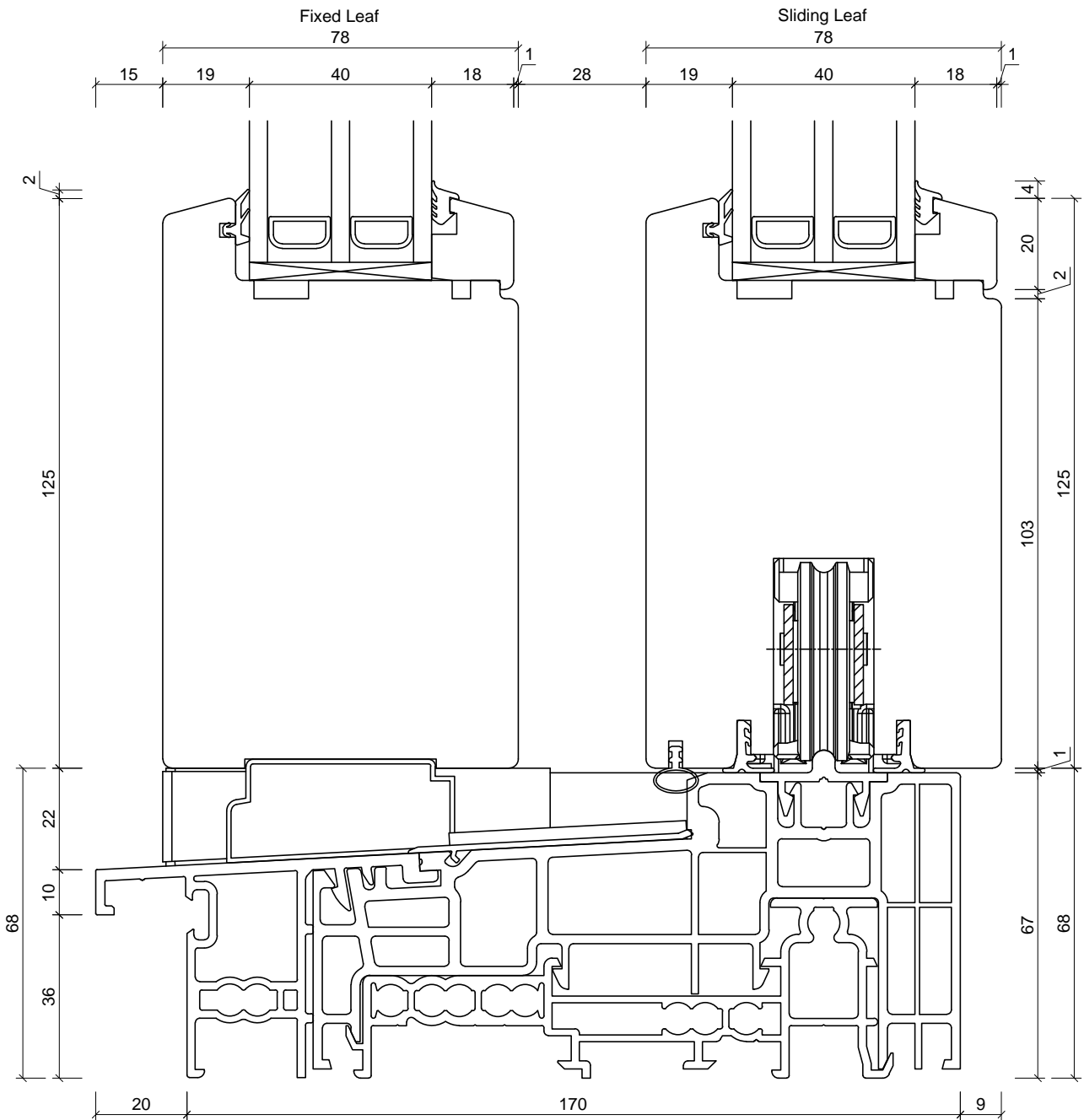
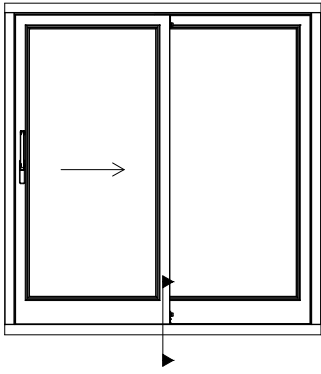
Drawing No.:  
LS2-106

Date:  
28/02/13

Drawn By:  
JSE

Scale:  
NTS

This drawing remains the property of Livingwood Windows Ltd and may not be reproduced without written permission. Livingwood Windows Ltd accepts no liability arising from any party acting on information contained within this drawing. It is advised that assistance is sought from Livingwood Windows Ltd regarding matters of an individual project.



Unit 6  
Ticehurst Yard  
Tostock  
Bury St Edmunds  
Suffolk  
IP30 9PH

Tel: 01359 272 646  
sales@livingwoodwindows.co.uk  
www.livingwoodwindows.co.uk

Unit Type:  
LS3  
Triple Glazed Timber  
Lift & Slide Door

Drawing Title:  
Section Through Threshold  
Fixed Leaf/Sliding Leaf

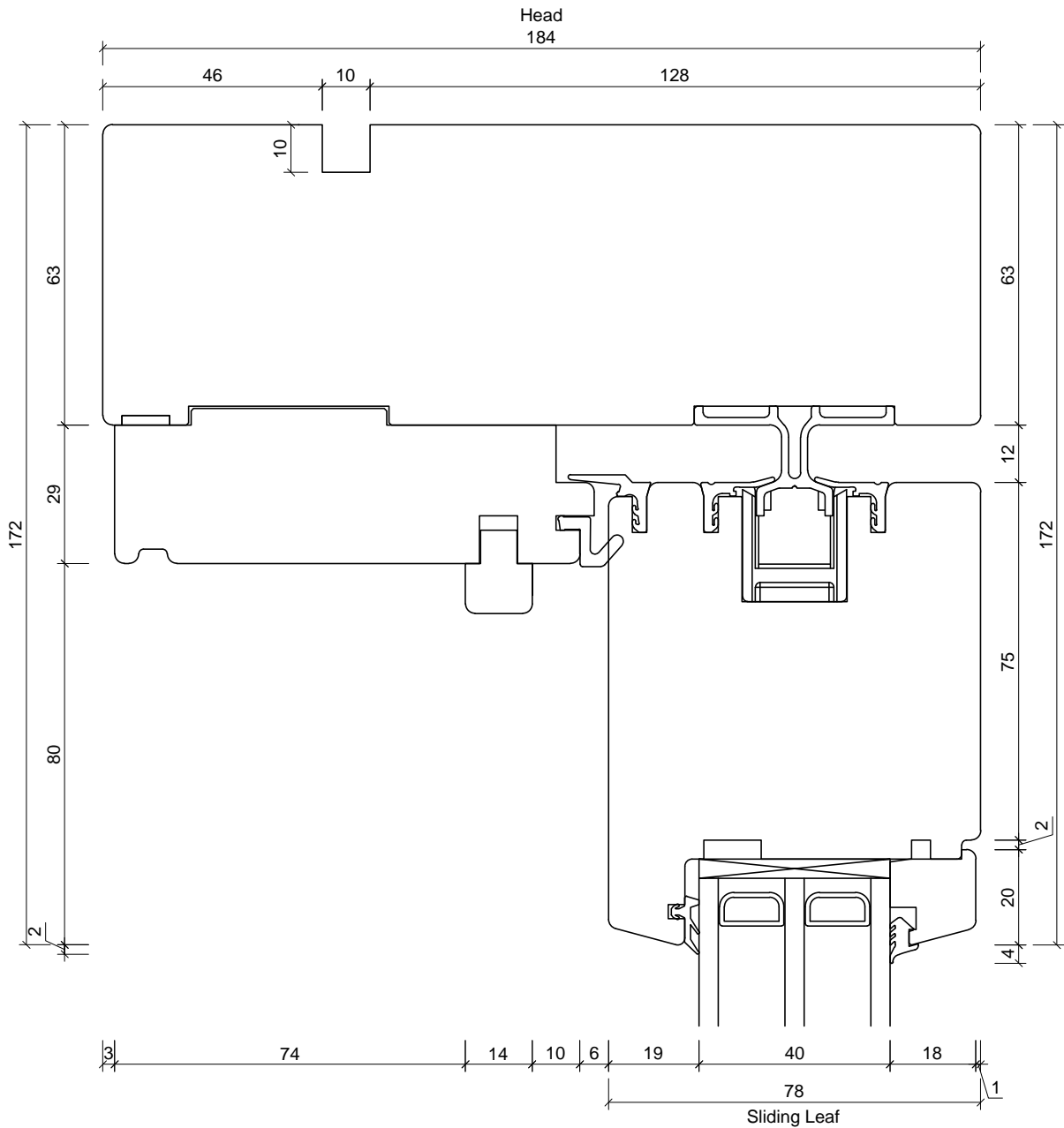
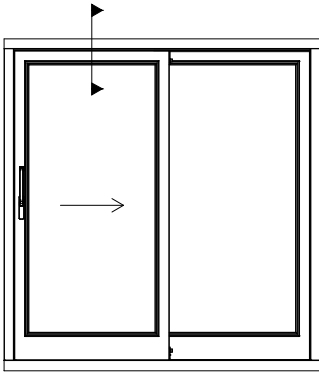
Drawing No.:  
LS3-101

Date:  
28/02/13

Drawn By:  
JSE

Scale:  
NTS

This drawing remains the property of Livingwood Windows Ltd and may not be reproduced without written permission. Livingwood Windows Ltd accepts no liability arising from any party acting on information contained within this drawing. It is advised that assistance is sought from Livingwood Windows Ltd regarding matters of an individual project.



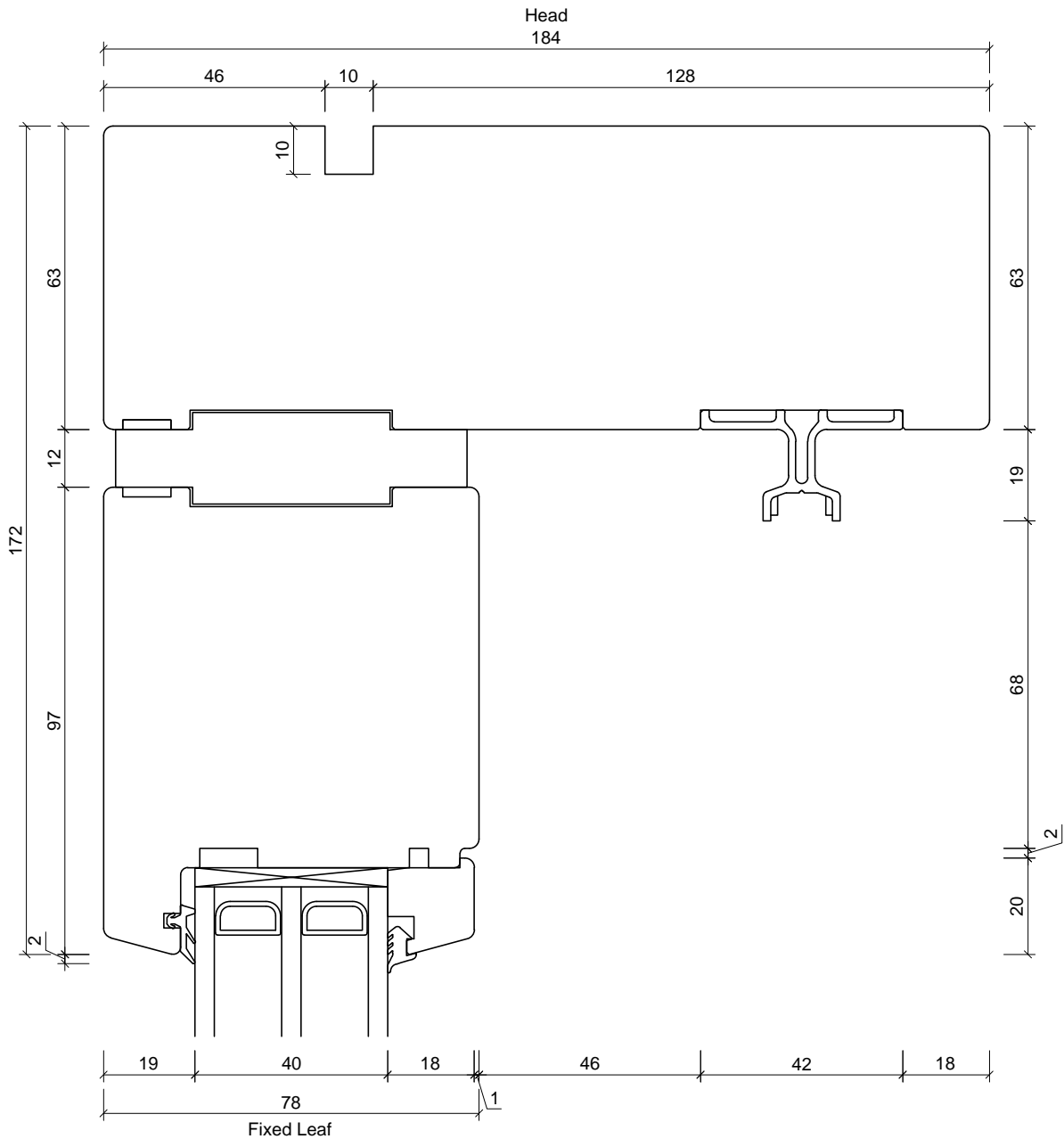
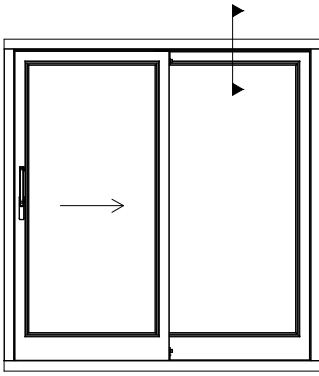
Unit 6  
Ticehurst Yard  
Tostock  
Bury St Edmunds  
Suffolk  
IP30 9PH

Tel: 01359 272 646  
sales@livingwoodwindows.co.uk  
www.livingwoodwindows.co.uk

Unit Type:	LS3 Triple Glazed Timber Lift & Slide Door	Drawing No.: LS3-102
		Date: 28/02/13
Drawing Title:	Section Through Head Sliding Leaf	Drawn By: JSE
		Scale: NTS

This drawing remains the property of Livingwood Windows Ltd and may not be reproduced without written permission. Livingwood Windows Ltd accepts no liability arising from any party acting on information contained within this drawing. It is advised that assistance is sought from Livingwood Windows Ltd regarding matters of an individual project.

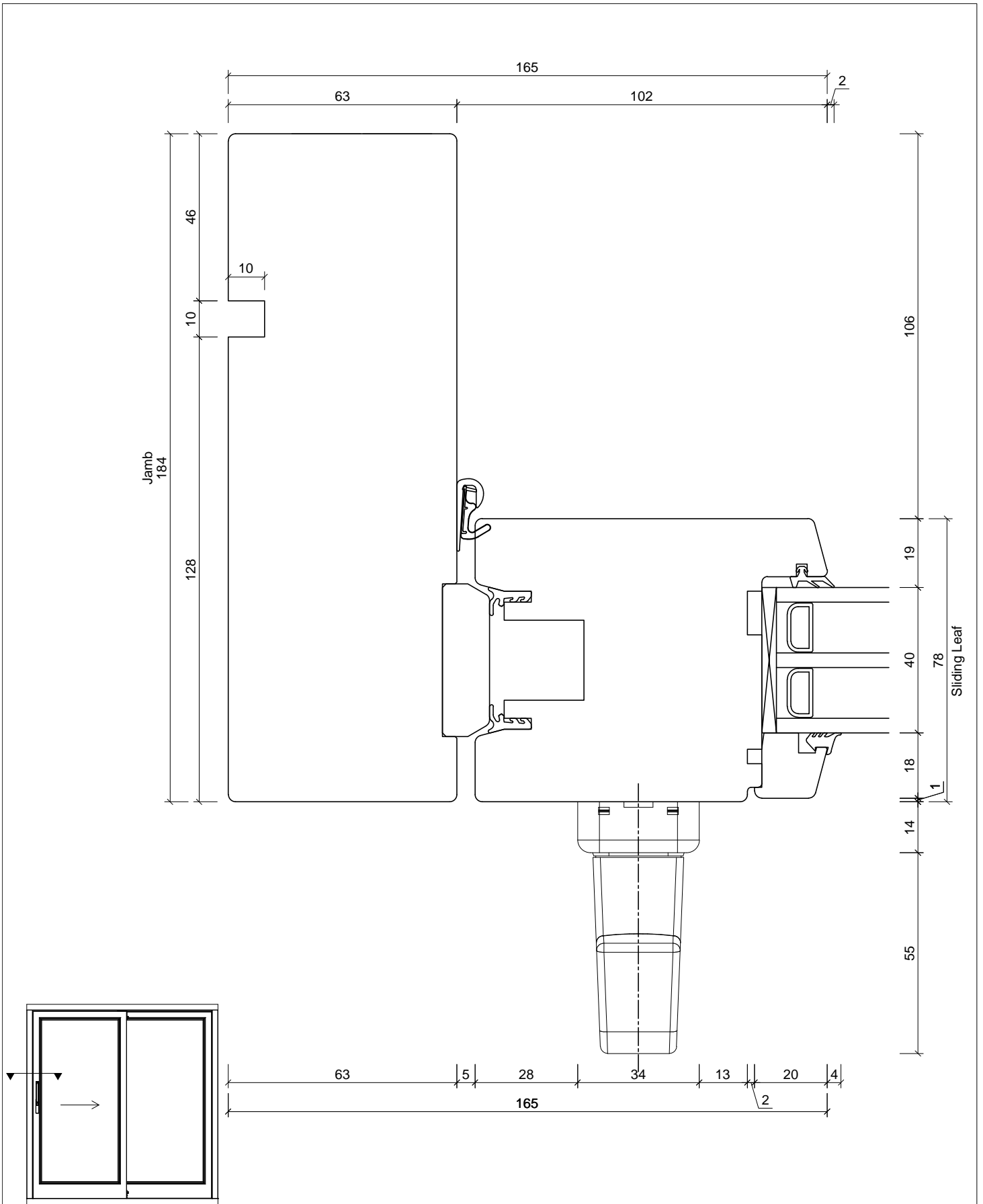





Unit 6  
Ticehurst Yard  
Tostock  
Bury St Edmunds  
Suffolk  
IP30 9PH

Tel: 01359 272 646  
sales@livingwoodwindows.co.uk  
www.livingwoodwindows.co.uk

Unit Type:	LS3 Triple Glazed Timber Lift & Slide Door	Drawing No.: LS3-103
		Date: 28/02/13
Drawing Title:	Section Through Head Fixed Leaf	Drawn By: JSE
		Scale: NTS
<small>This drawing remains the property of Livingwood Windows Ltd and may not be reproduced without written permission. Livingwood Windows Ltd accepts no liability arising from any party acting on information contained within this drawing. It is advised that assistance is sought from Livingwood Windows Ltd regarding matters of an individual project.</small>		

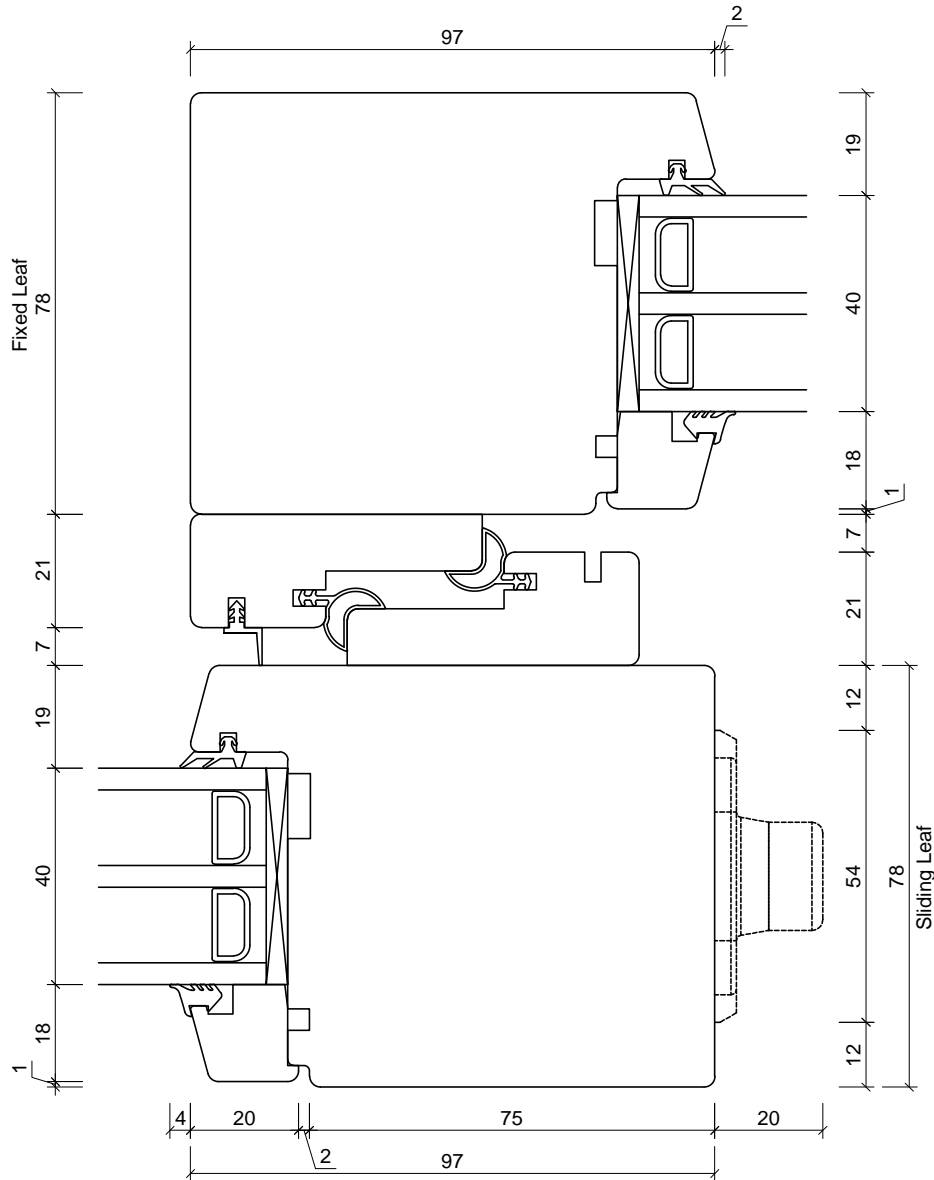
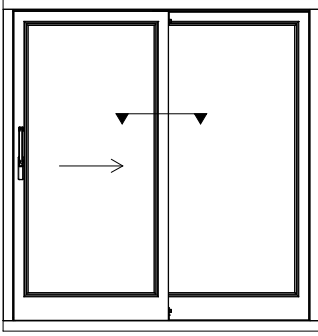



**LIVINGWOOD**  
 WINDOW & DOOR SPECIALISTS

Unit 6  
 Ticehurst Yard  
 Tostock  
 Bury St Edmunds  
 Suffolk  
 IP30 9PH

Tel: 01359 272 646  
 sales@livingwoodwindows.co.uk  
 www.livingwoodwindows.co.uk

Unit Type:	LS3 Triple Glazed Timber Lift & Slide Door	Drawing No.: LS3-104
		Date: 28/02/13
Drawing Title:	Section Through Jamb Sliding Leaf	Drawn By: JSE
		Scale: NTS
<small>This drawing remains the property of Livingwood Windows Ltd and may not be reproduced without written permission. Livingwood Windows Ltd accepts no liability arising from any party acting on information contained within this drawing. It is advised that assistance is sought from Livingwood Windows Ltd regarding matters of an individual project.</small>		



Unit 6  
Ticehurst Yard  
Tostock  
Bury St Edmunds  
Suffolk  
IP30 9PH

Tel: 01359 272 646  
sales@livingwoodwindows.co.uk  
www.livingwoodwindows.co.uk

Unit Type:  
LS3  
Triple Glazed Timber  
Lift & Slide Door

Drawing Title:  
Section Through Middle  
Sliding Leaf/Fixed Leaf

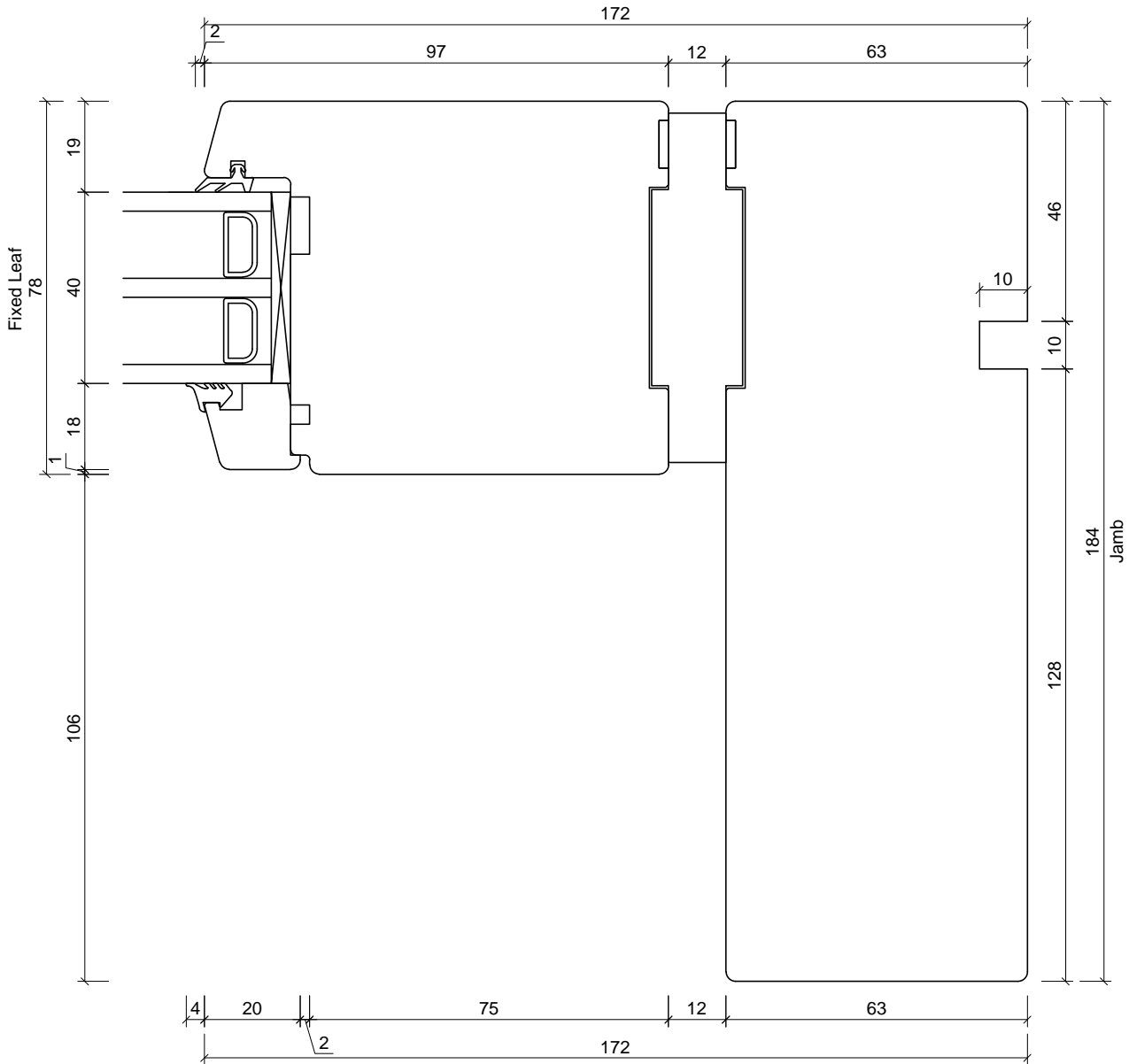
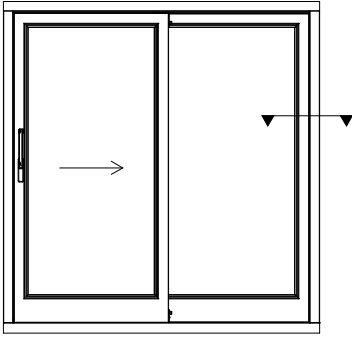
Drawing No.:  
LS3-105

Date:  
28/02/13

Drawn By:  
JSE

Scale:  
NTS

This drawing remains the property of Livingwood Windows Ltd and may not be reproduced without written permission. Livingwood Windows Ltd accepts no liability arising from any party acting on information contained within this drawing. It is advised that assistance is sought from Livingwood Windows Ltd regarding matters of an individual project.

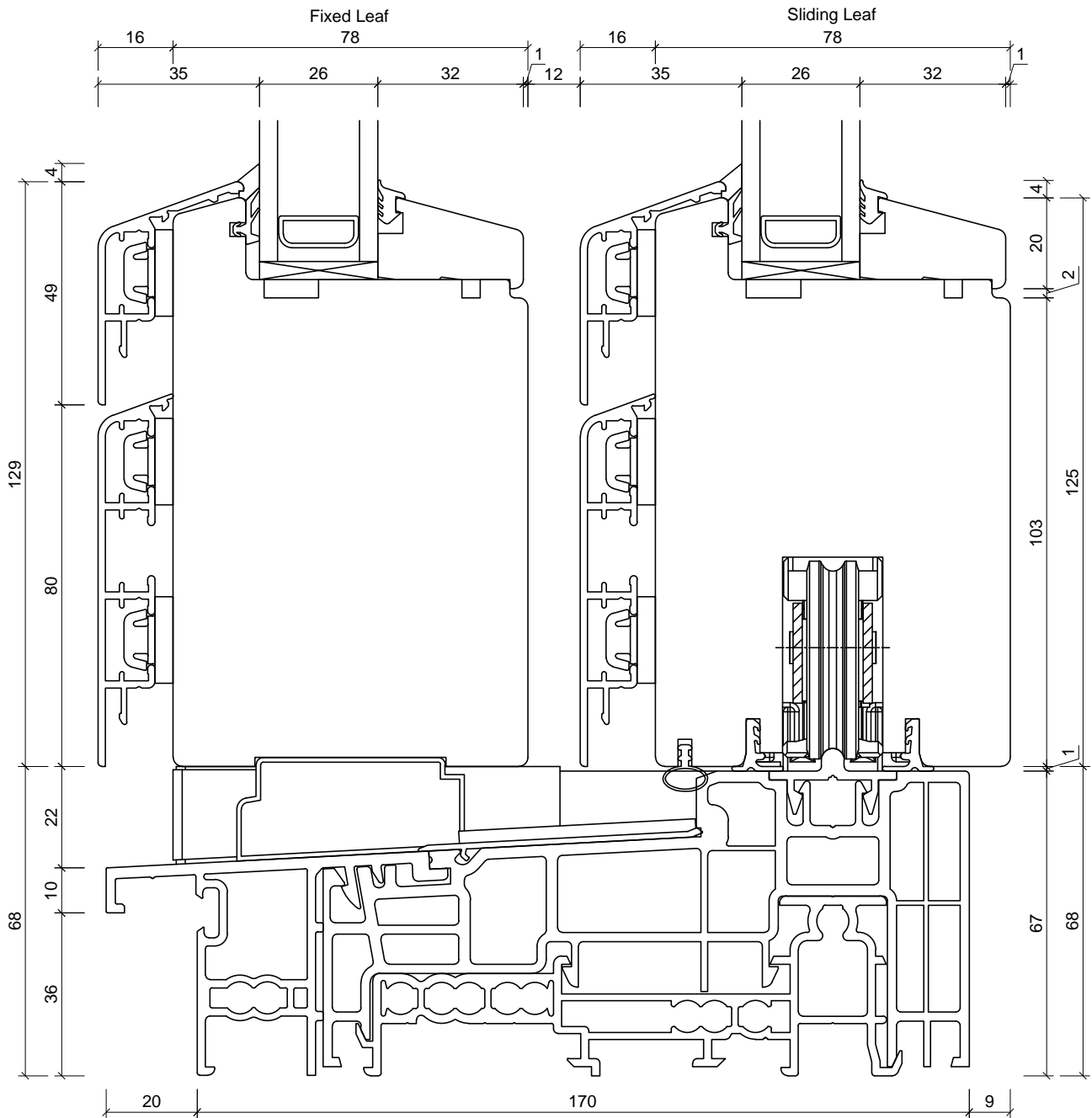
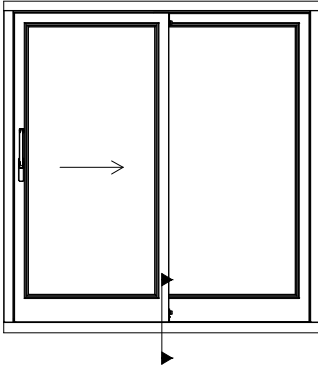


Unit 6  
Ticehurst Yard  
Tostock  
Bury St Edmunds  
Suffolk  
IP30 9PH

Tel: 01359 272 646  
sales@livingwoodwindows.co.uk  
www.livingwoodwindows.co.uk

Unit Type:	LS3 Triple Glazed Timber Lift & Slide Door	Drawing No.:	LS3-106
		Date:	28/02/13
Drawing Title:	Section Through Jamb Fixed Leaf	Drawn By:	JSE
		Scale:	NTS

This drawing remains the property of Livingwood Windows Ltd and may not be reproduced without written permission. Livingwood Windows Ltd accepts no liability arising from any party acting on information contained within this drawing. It is advised that assistance is sought from Livingwood Windows Ltd regarding matters of an individual project.



Unit 6  
Ticehurst Yard  
Tostock  
Bury St Edmunds  
Suffolk  
IP30 9PH

Tel: 01359 272 646  
sales@livingwoodwindows.co.uk  
www.livingwoodwindows.co.uk

Unit Type:  
LS2A  
Double Glazed Aluminium Clad Timber  
Lift & Slide Door

Drawing Title:  
Section Through Threshold  
Fixed Leaf/Sliding Leaf

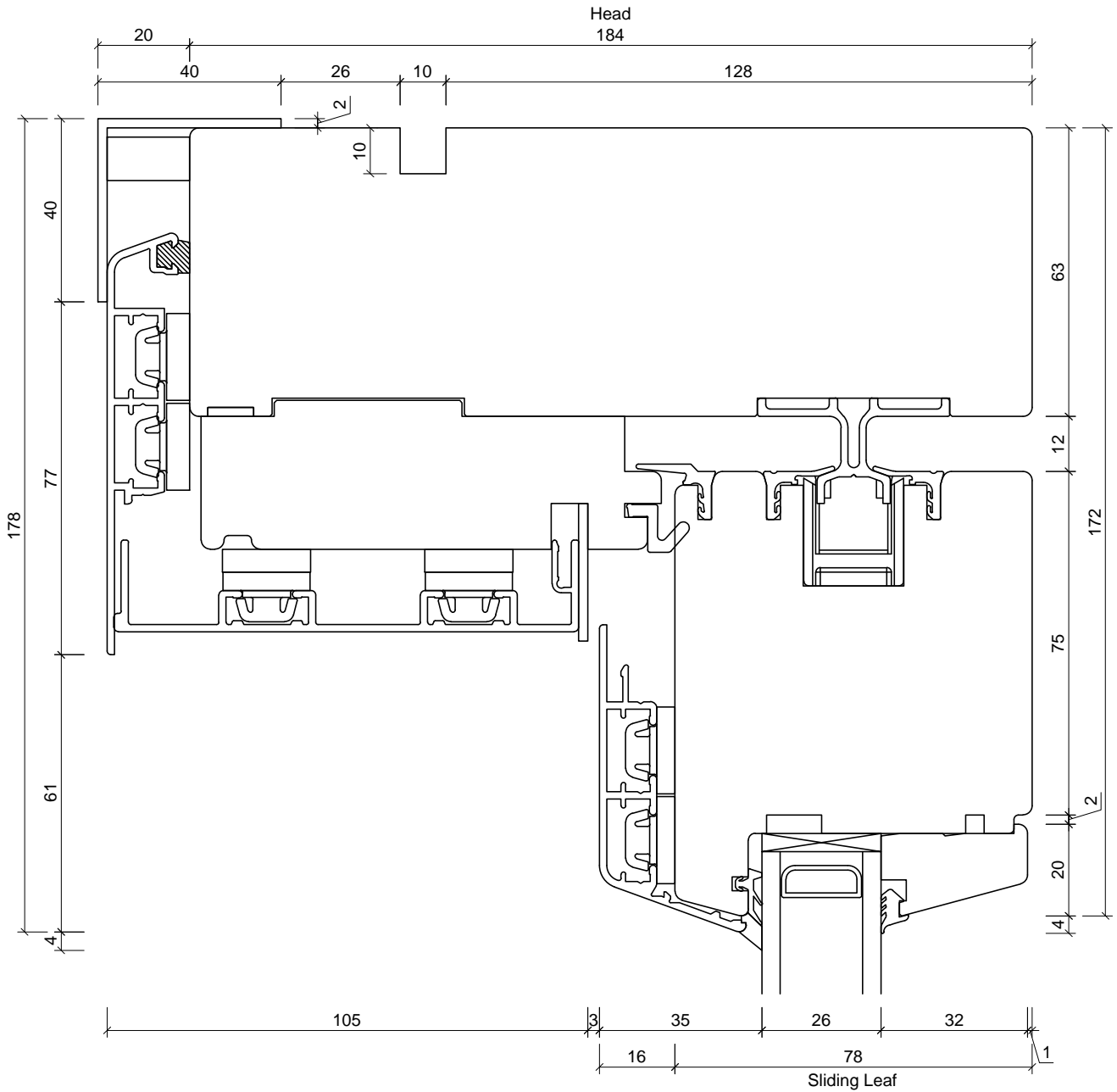
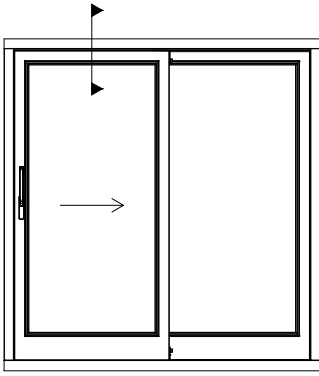
Drawing No.:  
LS2A-101

Date:  
28/02/13

Drawn By:  
JSE

Scale:  
NTS

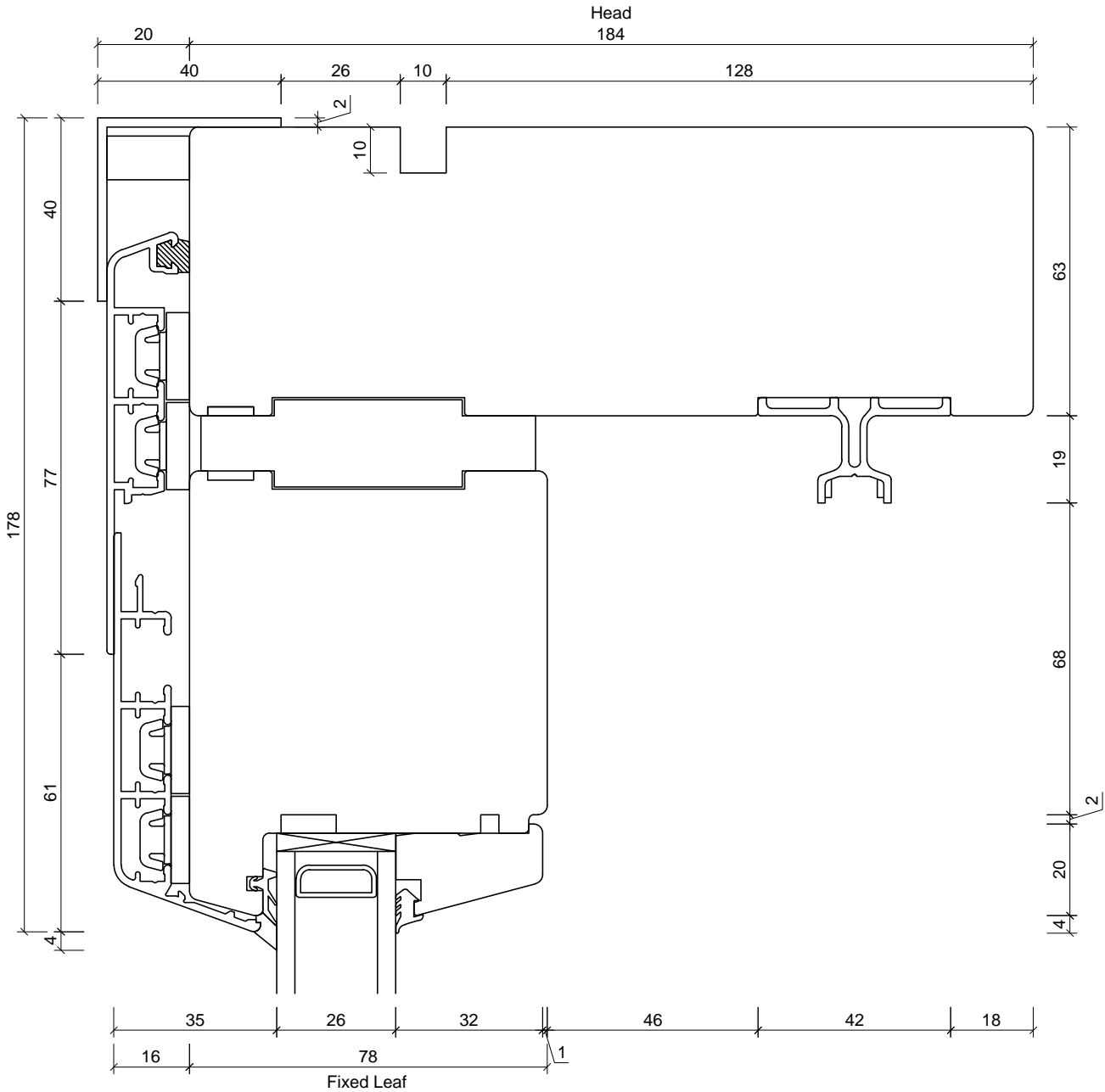
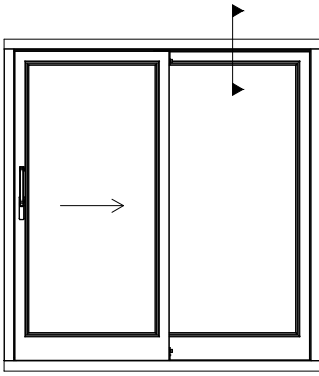
This drawing remains the property of Livingwood Windows Ltd and may not be reproduced without written permission. Livingwood Windows Ltd accepts no liability arising from any party acting on information contained within this drawing. It is advised that assistance is sought from Livingwood Windows Ltd regarding matters of an individual project.



Unit 6  
Ticehurst Yard  
Tostock  
Bury St Edmunds  
Suffolk  
IP30 9PH

Tel: 01359 272 646  
sales@livingwoodwindows.co.uk  
www.livingwoodwindows.co.uk

Unit Type:	LS2A Double Glazed Aluminium Clad Timber Lift & Slide Door	Drawing No.: LS2A-102
		Date: 28/02/13
Drawing Title:	Section Through Head Sliding Leaf	Drawn By: JSE
		Scale: NTS
<small>This drawing remains the property of Livingwood Windows Ltd and may not be reproduced without written permission. Livingwood Windows Ltd accepts no liability arising from any party acting on information contained within this drawing. It is advised that assistance is sought from Livingwood Windows Ltd regarding matters of an individual project.</small>		



Unit 6  
Ticehurst Yard  
Tostock  
Bury St Edmunds  
Suffolk  
IP30 9PH

Tel: 01359 272 646  
sales@livingwoodwindows.co.uk  
www.livingwoodwindows.co.uk

Unit Type:  
LS2A  
Double Glazed Aluminium Clad Timber  
Lift & Slide Door

Drawing No.:  
LS2A-103

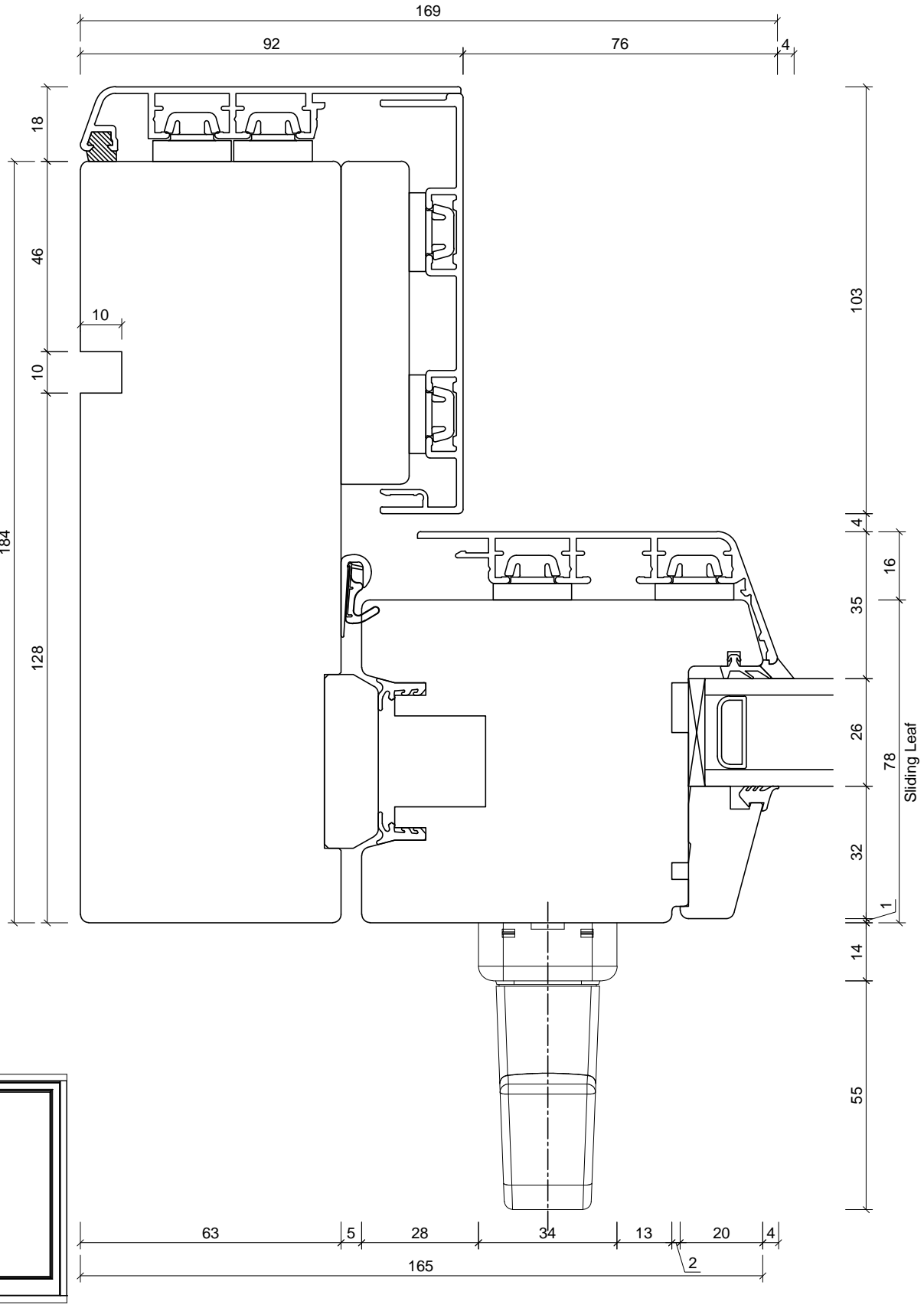

Date:  
28/02/13

Drawing Title:  
Section Through Head  
Fixed Leaf

Drawn By:  
JSE

Scale:  
NTS

This drawing remains the property of Livingwood Windows Ltd and may not be reproduced without written permission. Livingwood Windows Ltd accepts no liability arising from any party acting on information contained within this drawing. It is advised that assistance is sought from Livingwood Windows Ltd regarding matters of an individual project.

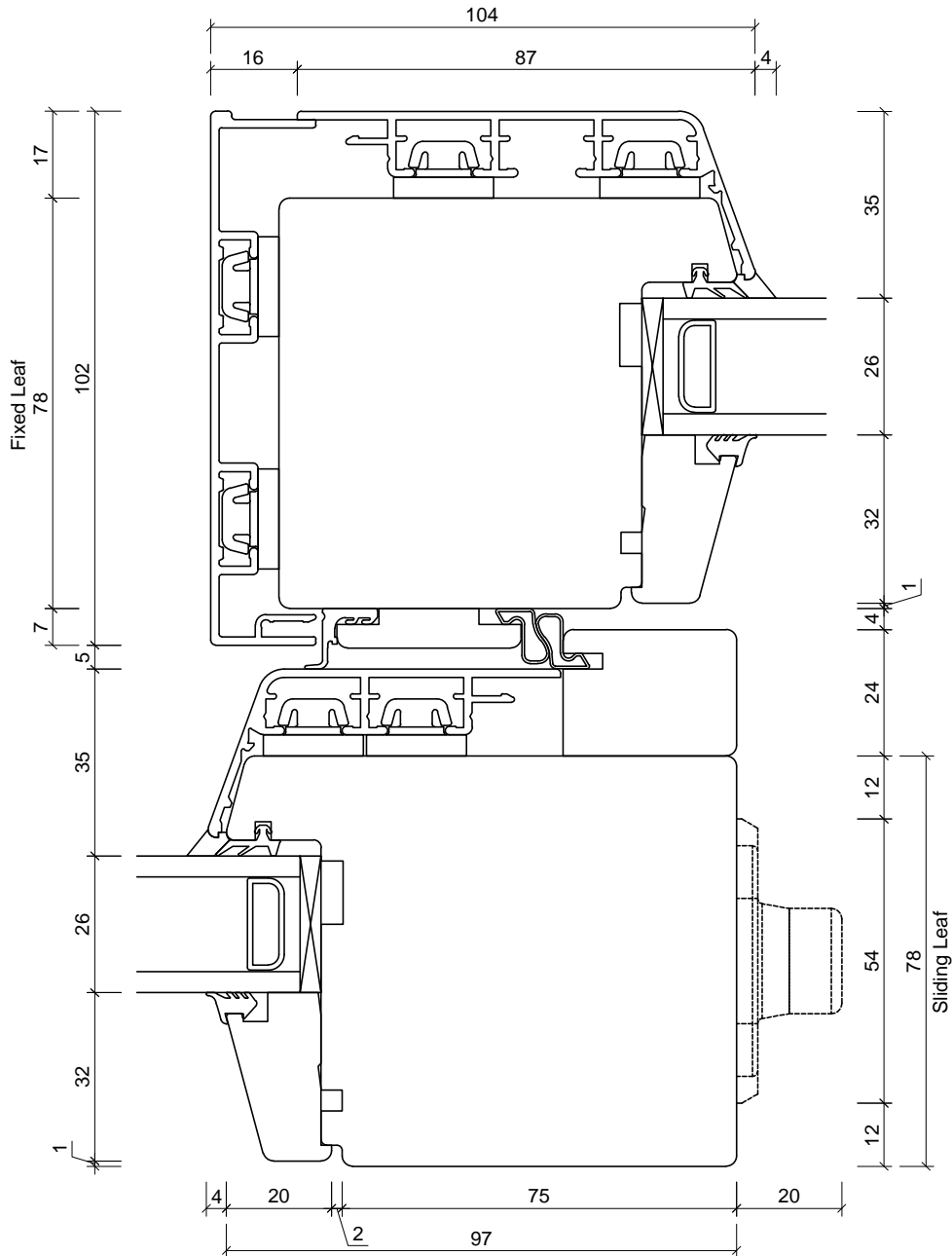
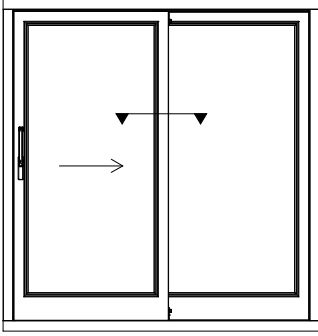
**LIVINGWOOD**  
 WINDOW & DOOR SPECIALISTS

Unit 6  
 Ticehurst Yard  
 Tostock  
 Bury St Edmunds  
 Suffolk  
 IP30 9PH

Tel: 01359 272 646  
 sales@livingwoodwindows.co.uk  
 www.livingwoodwindows.co.uk

Unit Type:	LS2A Double Glazed Aluminium Clad Timber Lift & Slide Door	Drawing No.: LS2A-104
		Date: 28/02/13
Drawing Title:	Section Through Jamb Sliding Leaf	Drawn By: JSE
		Scale: NTS
<small>This drawing remains the property of Livingwood Windows Ltd and may not be reproduced without written permission. Livingwood Windows Ltd accepts no liability arising from any party acting on information contained within this drawing. It is advised that assistance is sought from Livingwood Windows Ltd regarding matters of an individual project.</small>		





Unit 6  
 Ticehurst Yard  
 Tostock  
 Bury St Edmunds  
 Suffolk  
 IP30 9PH  
 Tel: 01359 272 646  
 sales@livingwoodwindows.co.uk  
 www.livingwoodwindows.co.uk

Unit Type:  
 LS2A  
 Double Glazed Aluminium Clad Timber  
 Lift & Slide Door

Drawing Title:  
 Section Through Middle  
 Sliding Leaf/Fixed Leaf

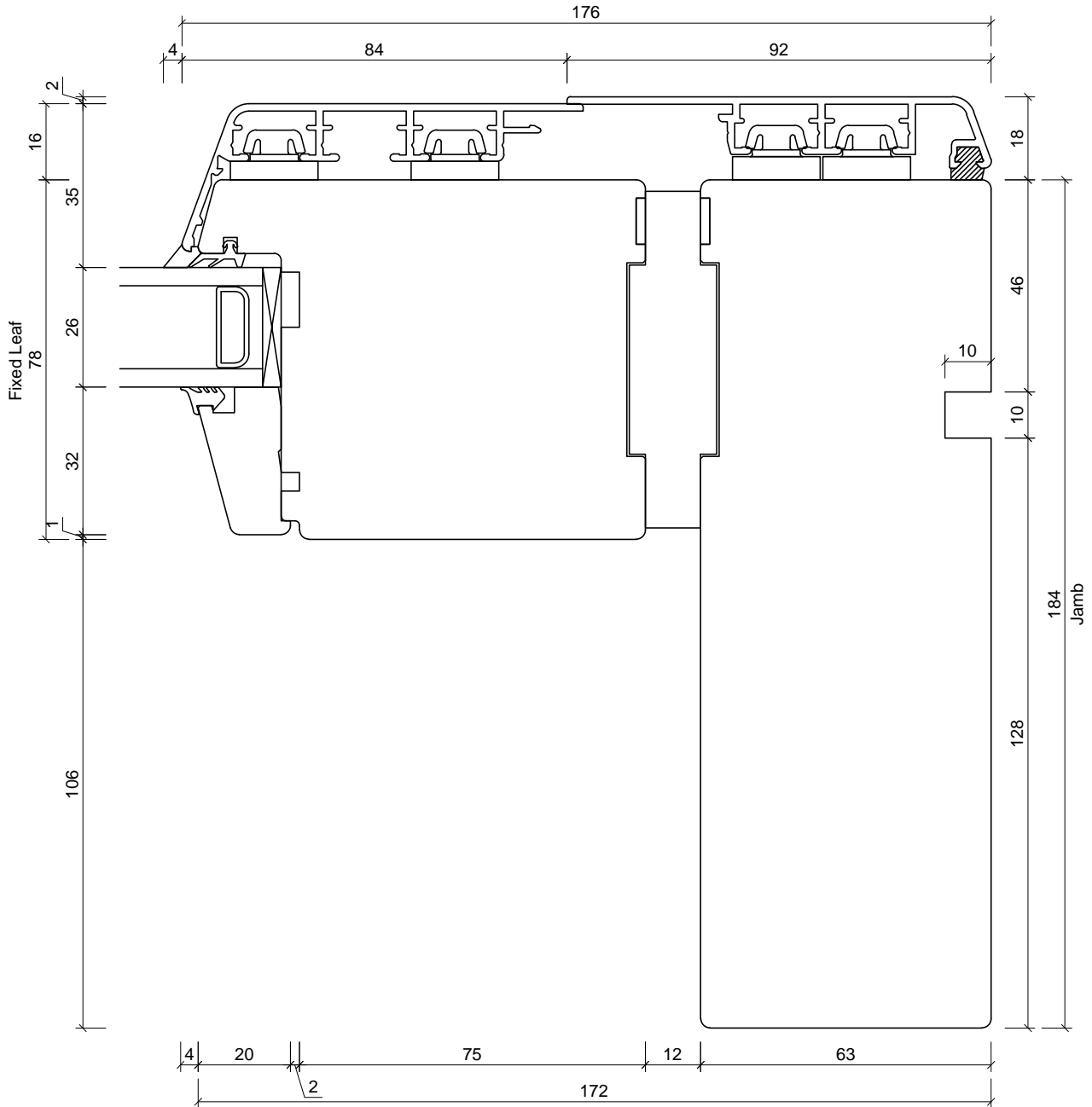
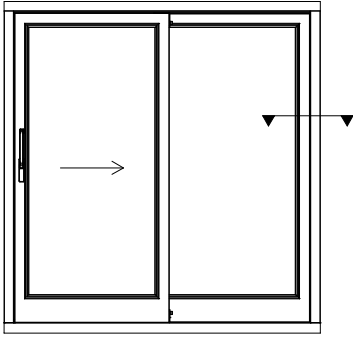
Drawing No.:  
 LS2A-105

Date:  
 28/02/13

Drawn By:  
 JSE

Scale:  
 NTS

This drawing remains the property of Livingwood Windows Ltd and may not be reproduced without written permission. Livingwood Windows Ltd accepts no liability arising from any party acting on information contained within this drawing. It is advised that assistance is sought from Livingwood Windows Ltd regarding matters of an individual project.



Unit 6  
Ticehurst Yard  
Tostock  
Bury St Edmunds  
Suffolk  
IP30 9PH  
Tel: 01359 272 646  
sales@livingwoodwindows.co.uk  
www.livingwoodwindows.co.uk

Unit Type:  
LS2A  
Double Glazed Aluminium Clad Timber  
Lift & Slide Door

Drawing Title:  
Section Through Jamb  
Fixed Leaf

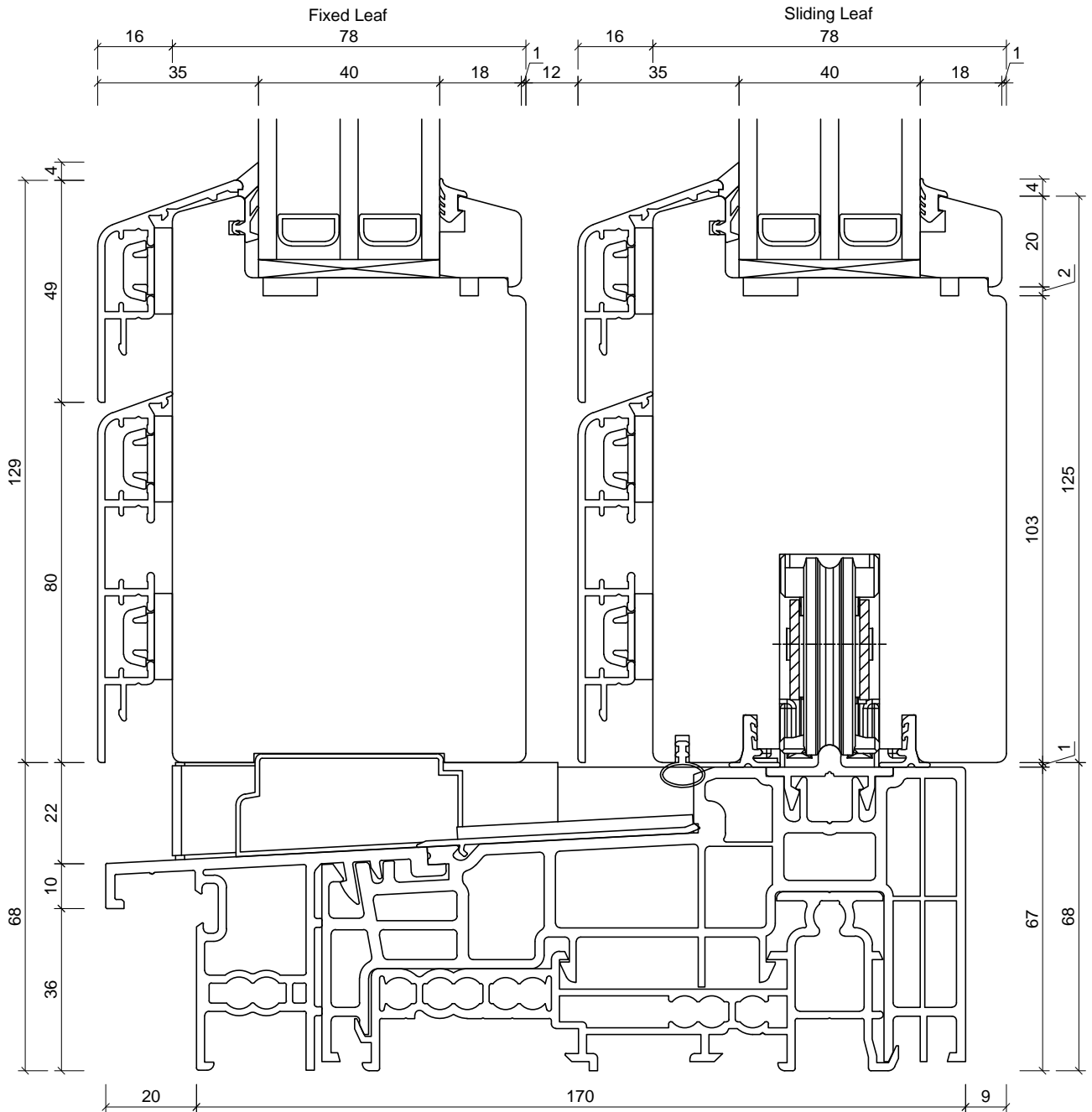
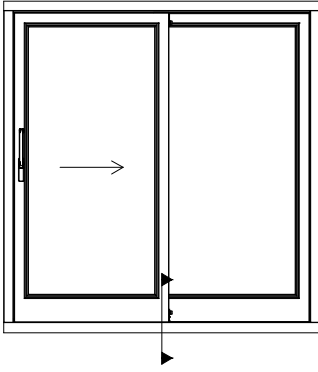
Drawing No.:  
LS2A-106

Date:  
28/02/13

Drawn By:  
JSE

Scale:  
NTS

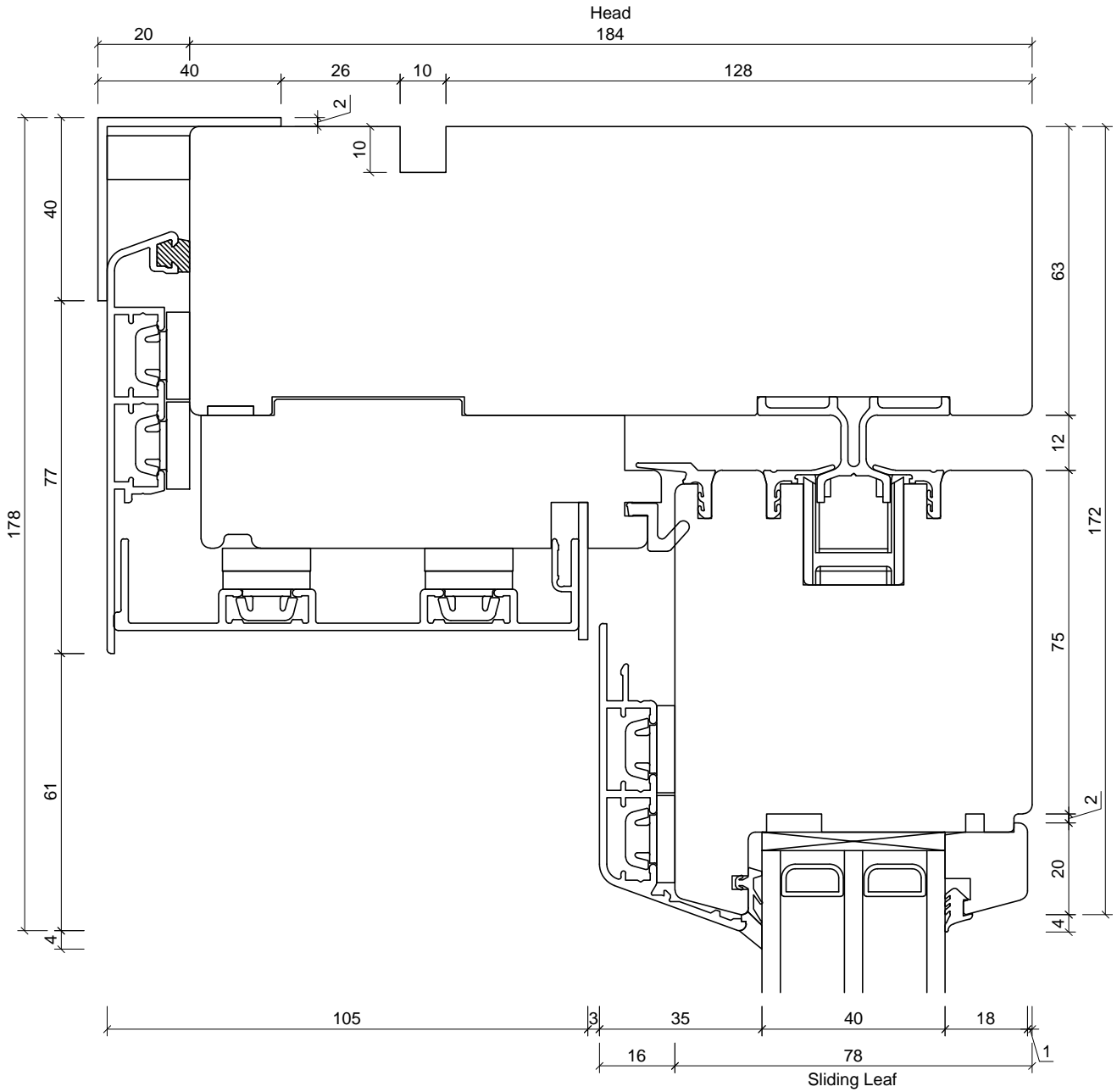
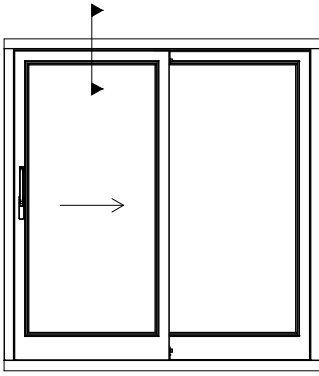
This drawing remains the property of Livingwood Windows Ltd and may not be reproduced without written permission. Livingwood Windows Ltd accepts no liability arising from any part y acting on information contained within this drawing. It is advised that assistance is sought from Livingwood Windows Ltd regarding matters of an individual project.



Unit 6  
Ticehurst Yard  
Tostock  
Bury St Edmunds  
Suffolk  
IP30 9PH

Tel: 01359 272 646  
sales@livingwoodwindows.co.uk  
www.livingwoodwindows.co.uk

Unit Type:	LS3A Triple Glazed Aluminium Clad Timber Lift & Slide Door	Drawing No.: LS3A-101
Drawing Title:	Section Through Threshold Fixed Leaf/Sliding Leaf	Date: 28/02/13
		Drawn By: JSE
		Scale: NTS
<small>This drawing remains the property of Livingwood Windows Ltd and may not be reproduced without written permission. Livingwood Windows Ltd accepts no liability arising from any part y acting on information contained within this drawing. It is advised that assistance is sought from Livingwood Windows Ltd regarding matters of an individual project.</small>		



Unit 6  
Ticehurst Yard  
Tostock  
Bury St Edmunds  
Suffolk  
IP30 9PH

Tel: 01359 272 646  
sales@livingwoodwindows.co.uk  
www.livingwoodwindows.co.uk

Unit Type:  
LS3A  
Triple Glazed Aluminium Clad Timber  
Lift & Slide Door

Drawing Title:  
Section Through Head  
Sliding Leaf

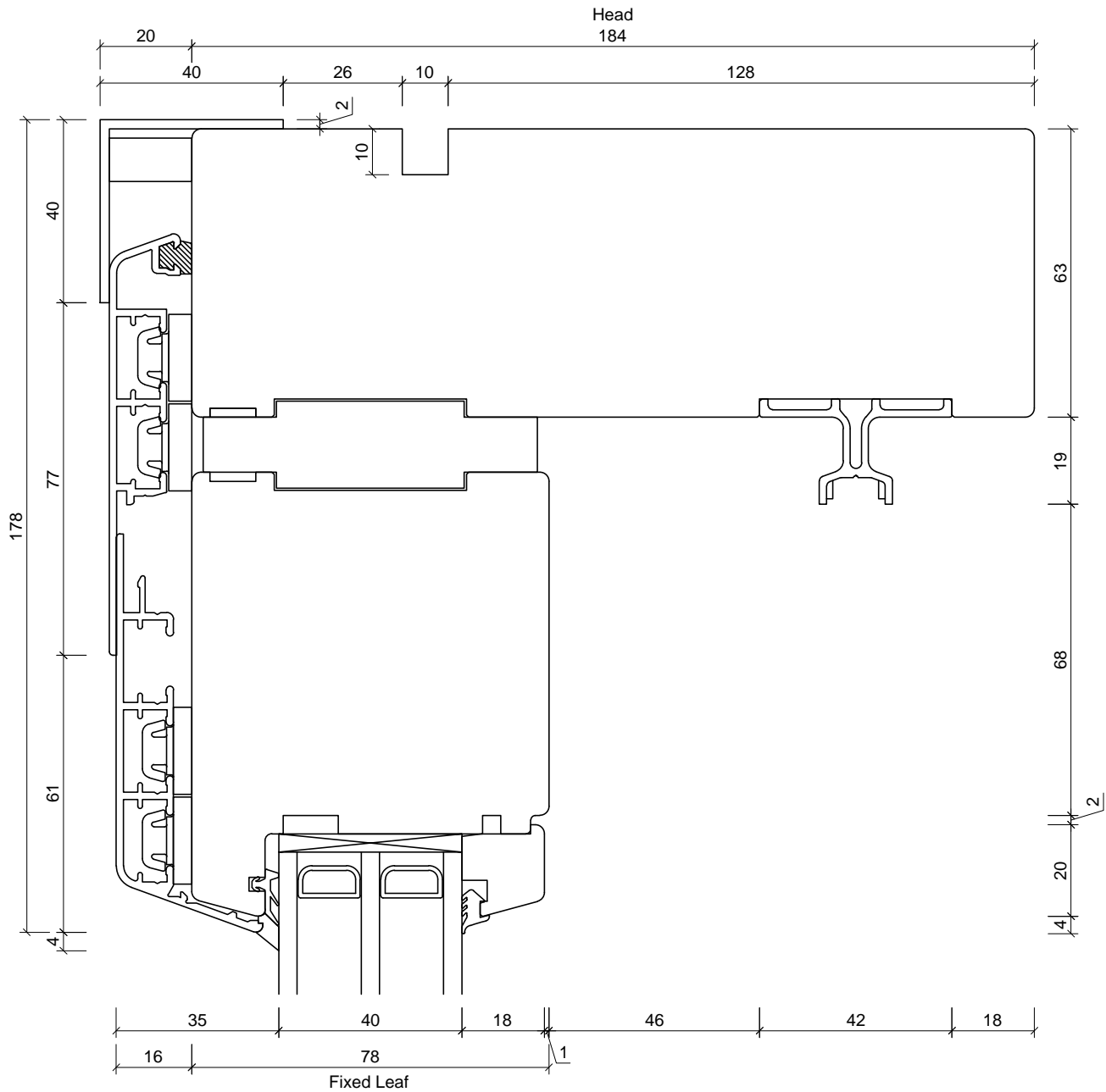
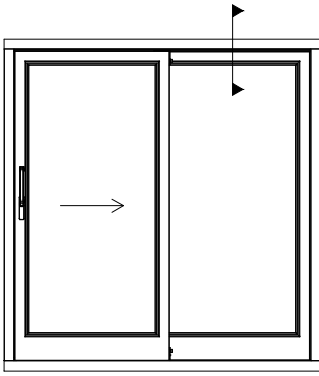
Drawing No.:  
LS3A-102

Date:  
28/02/13

Drawn By:  
JSE

Scale:  
NTS

This drawing remains the property of Livingwood Windows Ltd and may not be reproduced without written permission. Livingwood Windows Ltd accepts no liability arising from any party acting on information contained within this drawing. It is advised that assistance is sought from Livingwood Windows Ltd regarding matters of an individual project.



Unit 6  
Ticehurst Yard  
Tostock  
Bury St Edmunds  
Suffolk  
IP30 9PH

Tel: 01359 272 646  
sales@livingwoodwindows.co.uk  
www.livingwoodwindows.co.uk

Unit Type:  
LS3A  
Triple Glazed Aluminium Clad Timber  
Lift & Slide Door

Drawing Title:  
Section Through Head  
Fixed Leaf

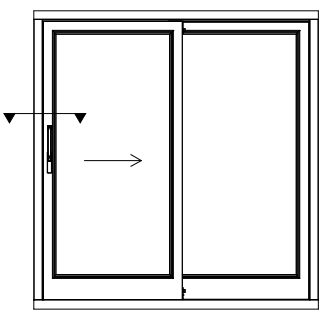
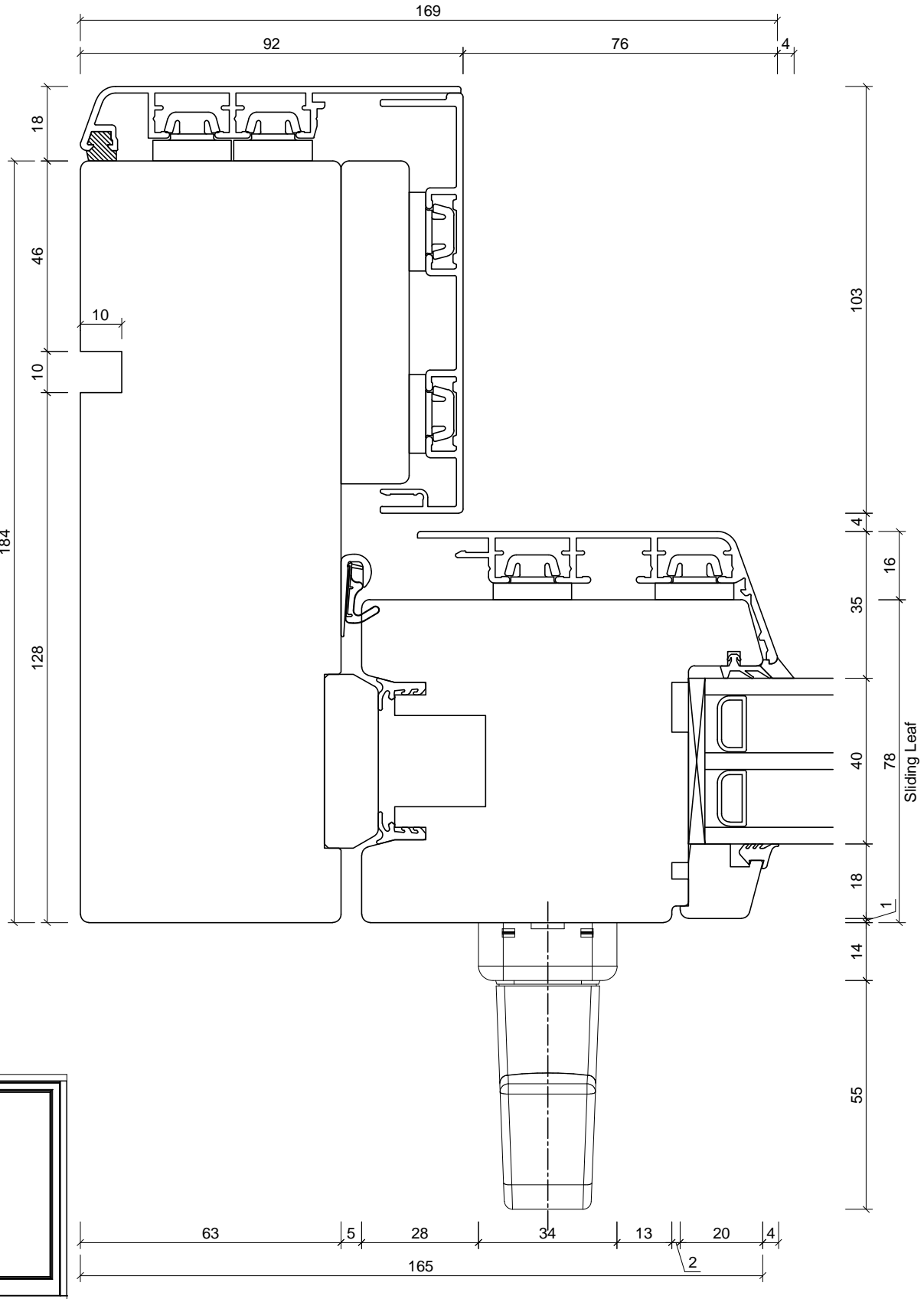
Drawing No.:  
LS3A-103

Date:  
28/02/13

Drawn By:  
JSE

Scale:  
NTS

This drawing remains the property of Livingwood Windows Ltd and may not be reproduced without written permission. Livingwood Windows Ltd accepts no liability arising from any party acting on information contained within this drawing. It is advised that assistance is sought from Livingwood Windows Ltd regarding matters of an individual project.

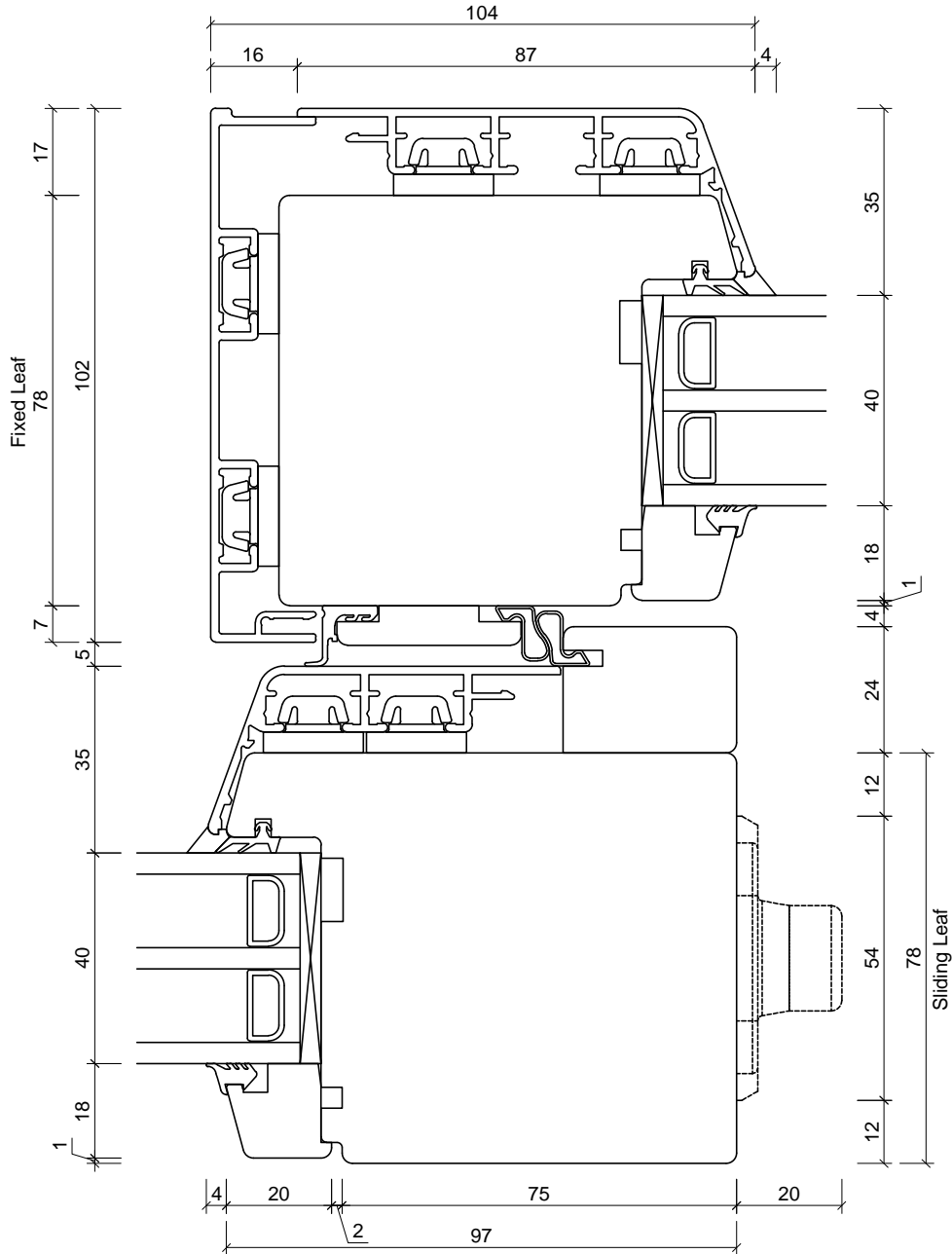
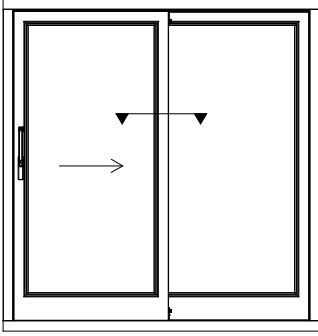




Unit 6  
Ticehurst Yard  
Tostock  
Bury St Edmunds  
Suffolk  
IP30 9PH

Tel: 01359 272 646  
sales@livingwoodwindows.co.uk  
www.livingwoodwindows.co.uk

Unit Type:	LS3A Triple Glazed Aluminium Clad Timber Lift & Slide Door	Drawing No.: LS3A-104
		Date: 28/02/13
Drawing Title:	Section Through Jamb Sliding Leaf	Drawn By: JSE
		Scale: NTS
This drawing remains the property of Livingwood Windows Ltd and may not be reproduced without written permission. Livingwood Windows Ltd accepts no liability arising from any party acting on information contained within this drawing. It is advised that assistance is sought from Livingwood Windows Ltd regarding matters of an individual project.		



Unit 6  
 Ticehurst Yard  
 Tostock  
 Bury St Edmunds  
 Suffolk  
 IP30 9PH

Tel: 01359 272 646  
 sales@livingwoodwindows.co.uk  
 www.livingwoodwindows.co.uk

Unit Type:  
 LS3A  
 Triple Glazed Aluminium Clad Timber  
 Lift & Slide Door

Drawing Title:  
 Section Through Middle  
 Sliding Leaf/Fixed Leaf

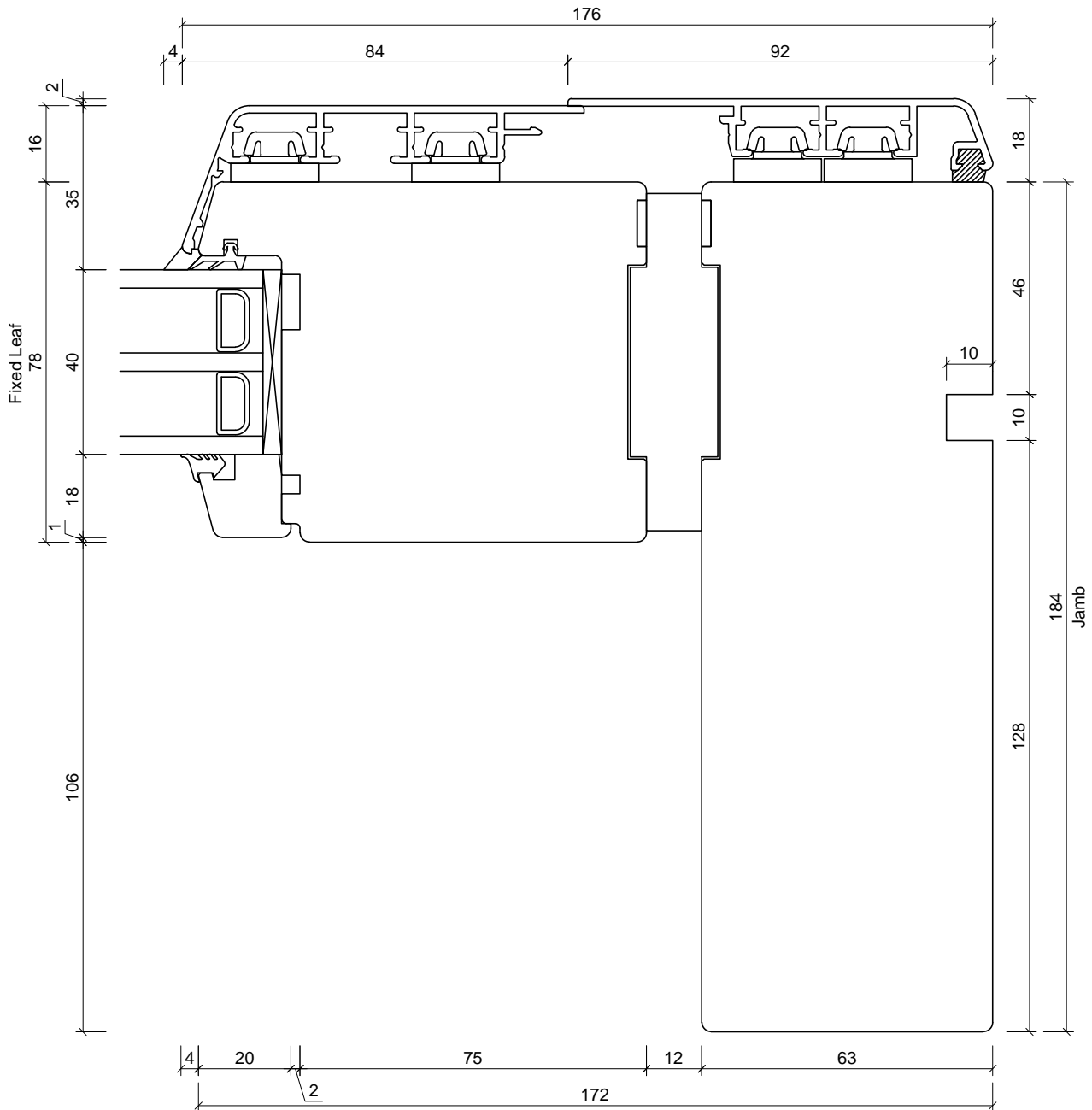
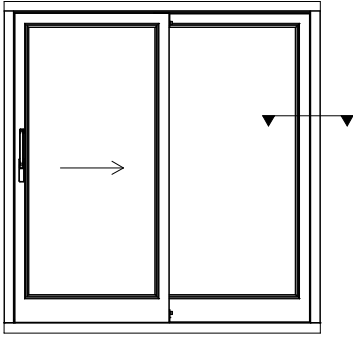
Drawing No.:  
 LS3A-105

Date:  
 28/02/13

Drawn By:  
 JSE

Scale:  
 NTS

This drawing remains the property of Livingwood Windows Ltd and may not be reproduced without written permission. Livingwood Windows Ltd accepts no liability arising from any party acting on information contained within this drawing. It is advised that assistance is sought from Livingwood Windows Ltd regarding matters of an individual project.



Unit 6  
Ticehurst Yard  
Tostock  
Bury St Edmunds  
Suffolk  
IP30 9PH

Tel: 01359 272 646  
sales@livingwoodwindows.co.uk  
www.livingwoodwindows.co.uk

Unit Type:	LS3A Triple Glazed Aluminium Clad Timber Lift & Slide Door	Drawing No.:	LS3A-106
		Date:	28/02/13
Drawing Title:	Section Through Jamb Fixed Leaf	Drawn By:	JSE
		Scale:	NTS

This drawing remains the property of Livingwood Windows Ltd and may not be reproduced without written permission. Livingwood Windows Ltd accepts no liability arising from any party acting on information contained within this drawing. It is advised that assistance is sought from Livingwood Windows Ltd regarding matters of an individual project.