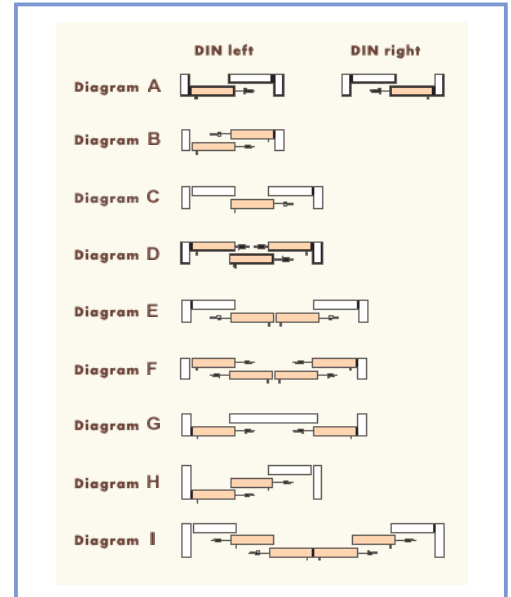
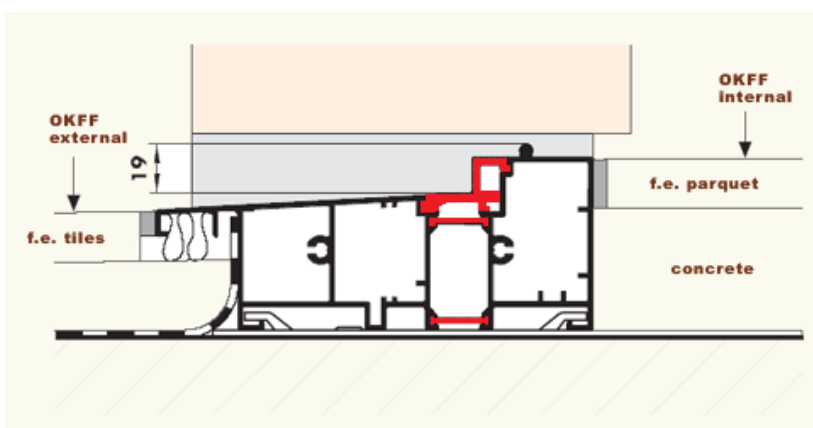


Lift & Slide Doors

Livingwood Windows Lift and Slide doors are amongst the most versatile available due to the range of sliding options and sizes we are able to offer.


Maximum sizes are 18metres wide by 2.7metres high.

The smooth action of the lift and slide system allows very large active sash's to be moved with ease. The entire moving unit lifts up onto sets of trolley wheels and glides along until the handle is rotated and the door is dropped into position onto airtight seals. This gives better airtight performance than equivalent bifolding doors.



Advantages of Lift & Slide Unit:

- U values as low as 1.3 w/m²k
- Varied opening options
- Near Flush thresholds
- 3 way units enabling 66% opening area



Livingwood Windows Limited

Studio 5,
Old School Studios,
140 Eastgate Street
Bury St Edmunds,
Suffolk,
IP33 1XX

tel: 01284 705468
email: sales@livingwoodwindows.co.uk



SW-COC-1001
FSC Trademark Copyright 1996
Forest Stewardship Council A.C