



## Elegance line alu-clad windows

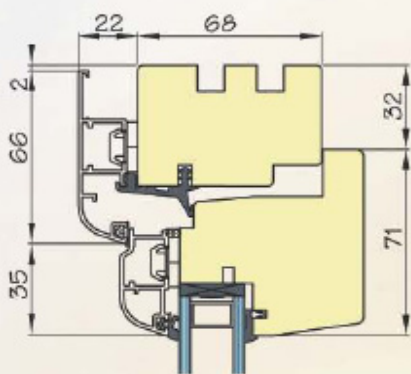
An innovative construction of Elegance line alu-clad windows is based on a combination of two independent frames made of wood (interior) and aluminium (exterior).

A combination of aluminium and wood guarantees unmatched durability and a high degree of thermal and acoustic insulation and a high resistance to weather conditions.

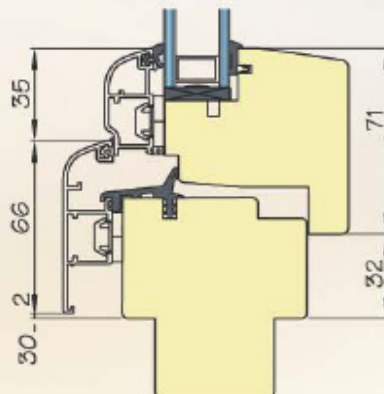
## Construction:

Single frame windows of layered glued wood and aluminum profiles of the Aluron Gemini Soft-Line system.

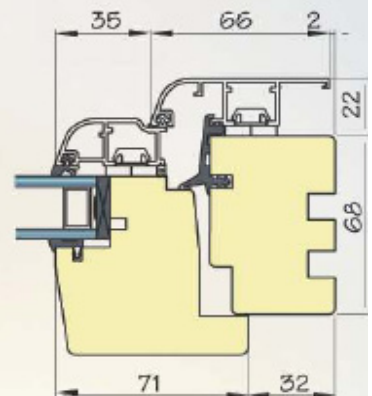
Maximum glazed unit thickness: 30 mm.



upper rail



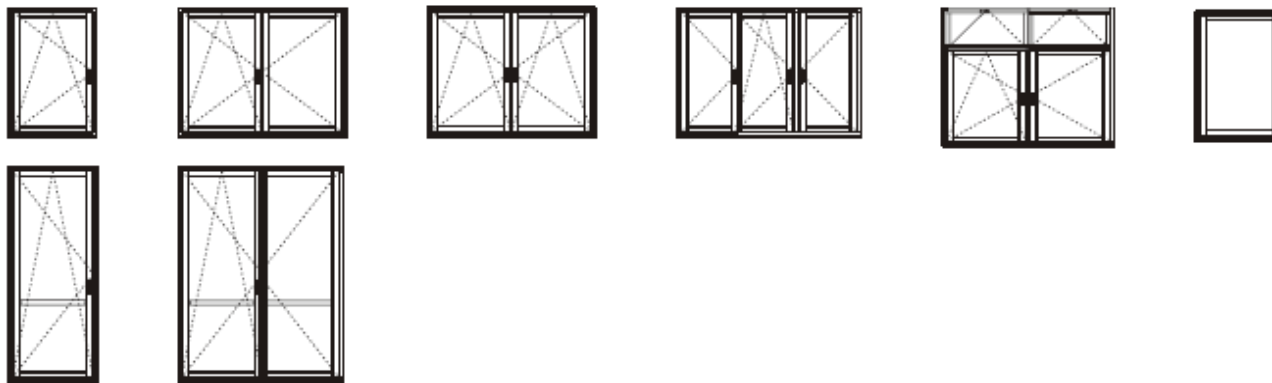
bottom rail



side rail



## variants



## standard options

- Material:**  
 Pine or meranti gluelam, aluminum profiles of the Aluron Gemini system.
- Varnishing:**
  - Clasurit or Sikkens transparent varnishes, water dilutable, 11 colors.
  - GORI body coating varnishes, RAL palette colors.
  - Aluminum profiles, RAL palette colors.
- Fittings:**  
 Roto NT full perimeter fittings, standard option includes: standard burglar inhibiting protection in the lower section of the leaf with the handle (one point), micro ventilation, interlock of wrong handle position, central bolt with a 7/8 groove, tilt position stabilization in tilt-turn windows, hinge covers.
- Handle:**  
 Hoppe Luxembourg Secustik, colors: aluminum F1, sparkling F2, old gold F4, steel F9, white RAL9016, brown RAL8019.
- Sealing:**
  - Foam sealing Q-Ion 3053 by SCHLEGEL, colors: brown, beige, white.
  - Cover sealing Inter Deventer S6600 (on the cover strip).
- Double glazed units:**  
 Single-airspace Top-Glas Ultra, low-emission glass, heat penetration rate  $U=1.0\text{W/m}^2\text{K}$


## dimensions

### maximum leaf dimensions (in mm)

leaf	width	height
turn	1600	400
turn or tilt-turn in windows	1600	2400
turn or tilt-turn in balcony doors	1100	2400

## additional accessories

- Permanent mullion**
- Glaze bars/grilles**
  - structural,
  - in the airspace, available width: 8, 18, 26 or 45 mm
- Glass:**
  - anti-burglar glass: P2 or P4
  - safety glass: laminated O2 or toughened
  - acoustic insulation of  $R_w=36$  or  $40$  dB
  - obscure glass, glass with ornamentation
  - reflective to sunlight – Antisol brown, Stopsol brown, Antelio silver or green
  - with sunblind in the airspace, sunblind colors: silver, white, gold, creamy, blue.
- Fittings:**
  - burglar inhibiting class WK2
  - multi-step tilt
  - handle controlled frictional turn lock
  - two-sided handle with a key insert
  - handle with a key
  - push-lock handle (Hoppe Atlanta)
- Hygro-controlled ventilation groove AERECO**, installed in the upper leaf frame, colors: white, brown.
- Aluminum threshold** for balcony doors



Multi-step tilt

livingwood windows ltd